


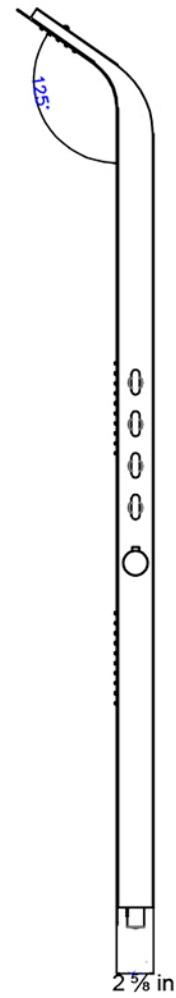
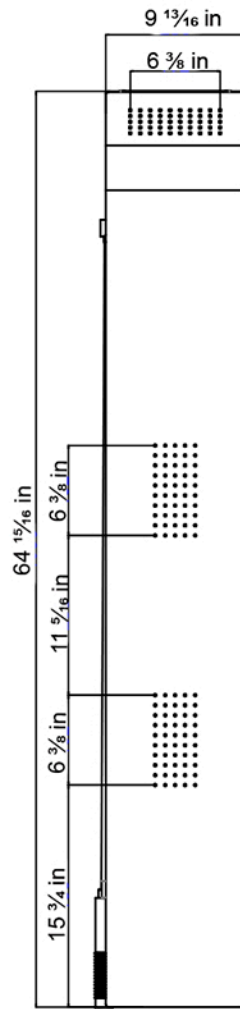


DAX-111PB-BN



SHOWER PANELS **SERIES**





## FEATURES

- Shower Panel
- Pressure Balance Valve
- Body Jets
- Hand Shower







SHOWER PANEL **DAX-111PB-BN**

MODEL	DAX-111PB-BN
ADA	No
UPC APPROVED	Yes
ANSI APPROVED	No
ASME APPROVED	No
BODYSPRAYS INCLUDED	Yes
NUMBER OF BODYSPRAYS	2
HAND SHOWER FLOW RATE (GPM)	2.5
SHOWER HEAD FLOW RATE (GPM)	2.5
ROUGH-IN VALVE FLOW RATE (GPM)	3.5
HANDLE STYLE	on panel
HAND SHOWER INCLUDED	Yes
HAND SHOWER HOSE INCLUDED	Yes
HAND SHOWER HOSE LENGTH	1.5M
INSTALLATION TYPE	Wall Mounted
MATERIAL	Stainless Steel 304
PRESSURE BALANCE	Yes
SCALD GUARD :	Yes
SHOWER ARM REACH	No
SHOWER HEAD	Yes
SHOWER HEAD HEIGHT	2.2M
SHOWER HEAD SHAPE	Rectangular
SHOWER HEAD WIDTH	9-13/16"
SLIDE BAR INCLUDED	No
SPRAY PATTERN	Rain, Body spray & Hand shower
THERMOSTATIC	No
VALVE TYPE	Pressure Balance
WATER EFFICIENT	Yes
WATERSENSE CERTIFIED	No
WALL ELBOW DIMENSION	GI/2" female
FINISH	Brushed Stainless Steel

For parts or sale requirements please contact our customer service department:

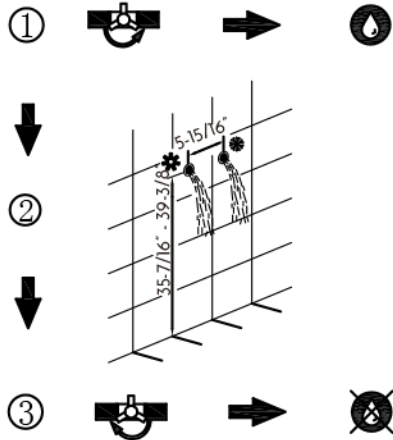
 [CS@daxib.com](mailto:CS@daxib.com)

 1 888 685 8236

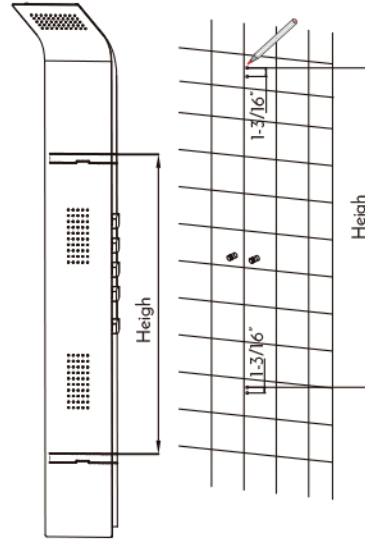




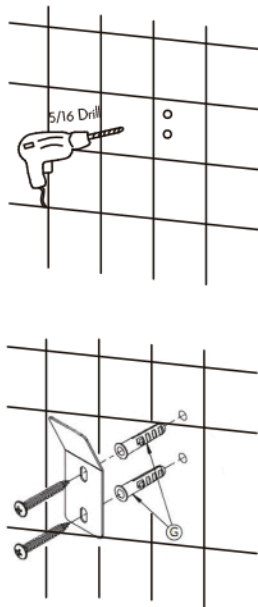
01



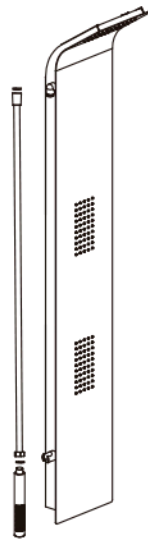
02



03

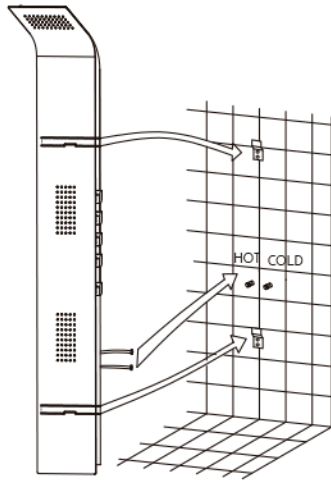


04





05



06

