



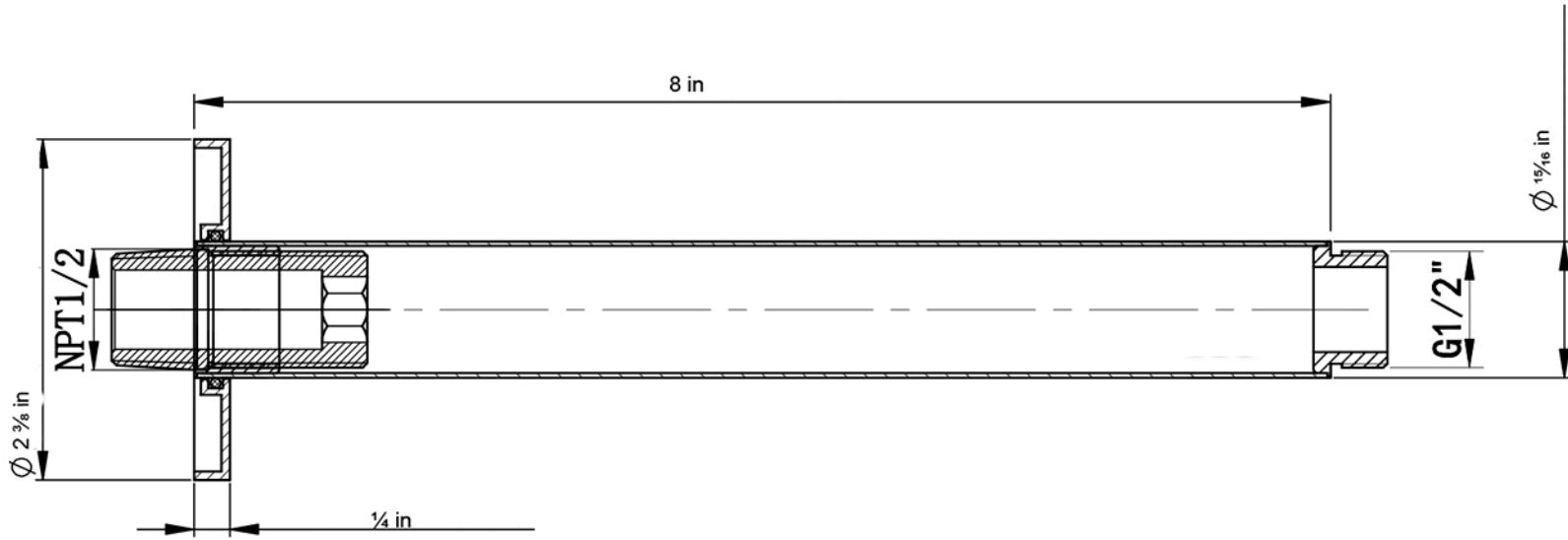
DAX-1016-200-CR



SHOWER ARMS **SERIES**



www.daxib.com



FEATURES

- Shower Arm
- Ceiling Mount
- Round Shaped
- Brass
- Chrome Finish







SHOWER ARM DAX-1016-200-CR

MODEL	DAX-1016-200-CR
ADA	No
UPC APPROVED	Yes
ANSI APPROVED	No
ASME APPROVED	No
BODYSPRAYS INCLUDED	No
HAND SHOWER INCLUDED	No
HAND SHOWER HOSE INCLUDED	No
HAND SHOWER HOSE LENGTH	No
INSTALLATION TYPE	Wall Mounted
MATERIAL	Brass
SHOWER ARM REACH	Yes
SHOWER ARM CONNECTION SIZE	GI/2"-NPT 1/2"
SHOWER HEAD	No
WATERSENSE CERTIFIED	No
WALL ELBOW DIMENSION	NPT 1/2"
FINISH	Chrome

For parts or sale requirements please contact our customer service department:

 CS@daxib.com

 1 888 685 8236

