



BEVERAGE-AIR

Project: _____	AIA#
Item: _____	
Location: _____	SIS#
Approved: _____	

VISTA® BOTTOM MOUNT REACH-IN REFRIGERATOR

RB72HC Solid Door Reach-in Refrigerator

Hydrocarbon Series

MODEL:
RB72HC-1S

RB72HC BOTTOM MOUNT MODELS: VISTA® SERIES

3 Year Parts/Labor Warranty
Additional 4 Year Compressor Warranty

CABINET CONSTRUCTION



- Stainless steel front and door, gray painted sides
- Gray painted aluminum interior
- Full electronic control
- LED lighting
- Anti-microbial door handle
- Door lock (solid doors only)
- Self-closing door with 120° Stay-open feature, on spring-loaded hinges
- One -piece grille allow easy removal/installation for preventative maintenance
- Three (3) heavy duty epoxy coated wire shelves per door section
- 6" Caster standard with (2) brakes

OPTIONS & ACCESSORIES

- Stainless steel universal tray slide (AC)
- Additional epoxy shelves
- Shelf clips
- 3" caster or 6" legs
- Remote option* (see note on back page)

REFRIGERATION SYSTEM

- Uses environmentally friendly, energy efficient R290 refrigerant, and meets all regulatory requirements for CARB, SNAP, DOE & more
- Hot gas condensate evaporator
- Adaptive defrost
- Epoxy coated evaporator coil
- Maintains product temperatures between 36°-38° F



Please verify qualifying units by visiting:
www.energystar.gov/cfs

3779 Champion Blvd., Winston-Salem, NC 27105
1-888-845-9800 Fax: 1-336-245-6453
Beverage-Air.com Sales@bevair.com



BEVERAGE-AIR

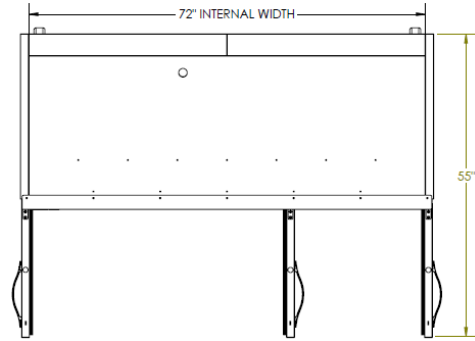
MODEL	RB72HC-1S
EXTERNAL DIMENSIONAL DATA	
Width Overall	75"
Depth Overall with Handle	33 1/2"
Height Overall with 6" Casters	84 1/4"
Number of Doors	3
Depth with Door Open 90°	55"
INTERNAL DIMENSIONAL DATA	
NET Capacity (cubic ft.)	68.93
Internal Width Overall (in)	72"
Internal Depth Overall (in)	26"
Internal Height Overall (in)	61 5/8"
Internal Height Useable (in)	53"
Number of Shelves	9
ELECTRICAL DATA	
Full Load Amperes 115/60/1	6.2
REFRIGERATION DATA	
Horsepower	1/2
Capacity (BTU/Hr)*	2808
SHIPPING DATA	
Gross Weight - Crated	696 lbs
Height - Crated	85"
Width - Crated	77"
Depth - Crated	36"

*NOTE: Remote units are field wired and come with 6" legs. Refrigerant must be specified at time of order.

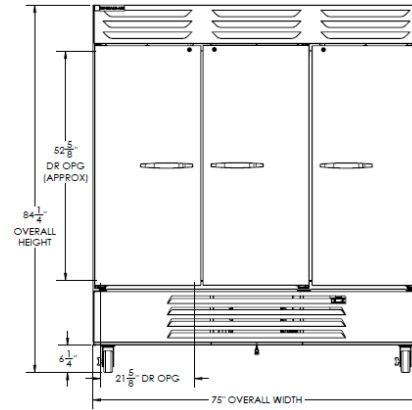
Bottom Mount Reach-in Refrigerator Model: RB72HC-1S

Model Views

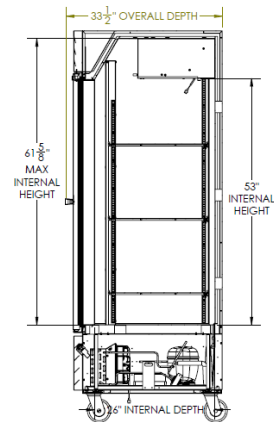
Required Clearance: Rear 3"



Plan View



Elevation View



Side View

ELECTRICAL CONNECTION



Units pre-wired at factory and include 8' long cord and plug set.



3779 Champion Blvd., Winston-Salem, NC 27105 1-888-845-9800 Fax: 1-336-245-6453 Beverage-Air.com Sales@bevaair.com

an Ali Group Company



The Spirit of Excellence