



TUTUSCHOOLS SEMINAR COURSE CATALOG 2024



MODEL AUDREY MALEK
PACIFIC NORTHWEST BALLET
ANDREW BOWEN STUDIOS

Claudia@Tutu.com

Toll Free US & Canada 1-877-888-8266

International +1-704-519-4771

BROWSE COURSES BY TOPIC.

TUTUS

Advanced and Stylized Performance Tutus	3
Classical Performance Tutus	6
Classical Performance Tutu Course Kit with Removable Lower Panty	7
Classical Tutu with Custom Dyeing Option	7
Classical Rehearsal Tutus	8
Children's Pull-on Tutus	8
Romantic Performance Tutus	12
Stretch Classical Tutus	13
Stretch Romantic Tutus	14
Tutu Marathon	16

BODICES

Bodice 1 & 2	5
Bodice 3 - Advanced Design Techniques	5

DRESSES

Ballet / Dance Dresses	4
--	---

LEOTARDS

Leotards: Basic	9
Leotards: Intermediate	10
Leotards: Advanced Designs	10

MEN'S

Men's Tunics Level One	11
Men's Tunics Level Two	11

COSTUMING

Costuming Fundamentals	8
The Business of the Costume Business	14
Advanced Classical Tutu Finishing Techniques	3

MISC COURSES

Dying to Dye	8
Finishing Touches	9
Tiaras / Headpieces	14
Refurb Magic	15
Ballet Sleeves	16
Wings and More Wings!	16
Finish Your Project	17
Special Projects	13
Make Your Own Schedule	17
Fabric Shopping Trip	18

KITS

[Course Project Kit Pricing & Order Info](#)

18

Advanced and Stylized Performance Tutus

Order Online and Save 10%

If you have constructed traditional tutus and are ready for a serious challenge, this is the class for you. The focus in this class is on style, imagination, technique, knowledge, and very hard work! Advanced projects include completely double-hand-pleated tutus; roll-hemmed 19-layer Faerie tutus; Spanish-style-multi-width-top-ruffled tutus; Ribbon-Candy tutus - either the top layer only, attached to an over-basque, or a full tutu with a cartridge-pleated and ribboned top layer; Claudia's Fusion tutu design – a beautiful tutu fusing both the classical and romantic techniques; contemporary-style "Potato-Chip" and "Flying Saucer" tutus; half and half Wild Side tutus; the Mariinsky-inspired Bell-shaped Classical tutu, Claudia's "Odalisque" design that mixes a neutral-colored tutu net with three different colors of soft tulle for a watercolor effect; a vintage French-style technique of alternating the way each row is attached, and then attaching an easily removable basque, allowing the tutu to be adjustable for dancers of different heights and body types, and our newest and most innovative breakthrough: a classical tutu with a removable lower panty, making it easy to clean. We also offer our Firebird/Bluebird Tutu & Bodice project perfect for any bird role! You will learn several ruffling techniques, including Tutu.Com's signature double-hand pleating method. Our beautiful Ombre-Dyed European Bell-Shaped Classical Tutu incorporates the very-popular ombre-dye technique. NEW this year! Snow Queen Professional-Style Snowflake-Design can be made in either the Russian "Pancake" style or the European "Softly-Sloped" style. Also comes in several snow designs plus Flower and Dewdrop Faerie designs. See [Course Kit Pricing](#).




Photo Credit: Gene Schiavone Photography

Class Length:

Allow Three Days for all projects except the Contemporary styles, both of which (Potato Chip and Flying Saucer) can be completed in two days.

See Your City's Seminar Online Calendar to Plan Your Schedule

Locations Available:

- These projects are not available as Tutu Marathon courses.
- [Charlotte, NC Calendar - July 17 - 24, 2024](#)

Advanced Classical Tutu Finishing Techniques

Order Online and Save 10%



Already know how to make a classical tutu and still not completely happy with your finished look? OR, Have you just finished taking your first 3-day tutu class and need more time and attention with the finish work?

This class is for you! Bring a tutu you have made to class and we will work with you, step-by-step, to properly steam, hoop, hand and/or gun-tack, and make a net plate base that WILL fit your tutu perfectly. This class will be offered twice during TutuSchool-Charlotte – The first, Group A – will be held at our Shop. We only have 5 openings for this class when held at the Shop, so don't wait too long to register. For Group B, which will be held on the last day of TutuSchool-Charlotte at the hotel, we have more room so we can take more students, up to 12. See [Course Kit Pricing](#).

Class Length:

Allow five hours.

See Your City's Seminar Online Calendar to Plan Your Schedule

Locations Available:


- [Charlotte, NC Calendar - July 17 - 24, 2024](#)

Ballet / Dance Dresses

Order Online and Save 10%

Next to the tutu, beautiful flowing dance dresses are the most sought-after designs for ballet. Our gorgeous dresses are designed for fit, comfort, flow, and flattery! Add a bodice to your Spanish Skirt kit for a full outfit!

Developed over many years of tutu and dance-dress design and construction, these are the same patterns our own costume shop uses every day in our own custom designs. You will find these dresses perfect for both classical roles and as the starting point for your own fabulous creations. See [Course Kit Pricing](#).



Class Length:

Allow two days.

See Your City's Seminar Online Calendar to Plan Your Schedule & Styles Available.

Locations Available:

- [Charlotte, NC Calendar - July 17 - 24, 2024](#)



Bodice 1 & 2

Order Online and Save 10%

Complete your tutu, dress, skirt, or other costume with a custom bodice. This class offers your choice of several very different style and complexity selections, with options for creating both woven-fabric and stretch-fabric bodices. Project choices include 6, 8, 10, 12, and 16-piece bodices, plus a peasant-style. Fabric choices include bengaline, brocade, spandex, stretch velvet, and our gorgeous, new stretch taffetas and stretch brocades.

In Bodice One, you will learn how to properly use the fabric grainline, flatlining techniques, how to add bone casings to linings, how to cut and tip steel spiral boning, finishing techniques with cording, and time-honored hand-sewing techniques. Allow two days.

Bodice Two is a continuation of Bodice One, adding more stitching techniques, including corded seams, stretch cording top edge finishes, different skintone inset and overlay techniques, attaching boning to both linings and seam allowances, and choices between invisible closures, double-row bar closures, or lace-up closures. We will discuss each type of closure so you can make an educated choice as to what closure will work best for your specific needs. We prefer that you complete Bodice One before taking Bodice Two, unless you have made corseted bodices before, using proper flatlining techniques and have detailed pictures you can email us. See [Course Kit Pricing](#).



Class Length:

Allow two days.

See Your City's Seminar Online Calendar to Plan Your Schedule

Locations Available:

- [Charlotte, NC Calendar - July 17 - 24, 2024](#)

Bodice 3 - Advanced Design Techniques

Order Online and Save 10%

"From Concept Through Completion," In this Advanced-level course, each student will first, sketch out their basic bodice design idea, using an upper-body croqui (body sketch) provided in class, then, starting with one of our bodice patterns, will begin to make their design a reality using costume-shop pattern alteration techniques. Student's choices will include three basic shapes to which they will work: Long-line, Russian-style; European-style with diagonal-style-lines and a point in the front, or a Peasant-style.

Students will then re-design the basic pattern they have been given, and will do any altering or grading needed to customize the pattern to the specific measurements they bring to class. They will then re-draw the pattern they have created.

Once the students have finished re-designing and altering the pattern, they will then cut out their designs using muslin, baste it together and “fit” it on a dress form (or a dancer if you bring one with you). Adjustments will then be made to the pattern and it will be re-drawn into the final version of the student’s design. Finally, when happy with the pattern, students will put their pattern on cardboard for ease in cutting. The bodice will then be cut out and constructed. We will be using fabric layering techniques, both regular and elastic-piped edges, and seam piping. Students are encouraged to bring bits of laces and small pieces of fabrics that they would like to incorporate into their bodice design. Prerequisite – Bodice Two or work in a professional or college costume shop – you must have mastered the many techniques taught in the Bodice One and Bodice Two classes before embarking on this journey. See [Course Kit Pricing](#).

Class Length:

Allow three days.

See Your City’s Seminar Online Calendar to Plan Your Schedule

Locations Available:

- [Charlotte, NC Calendar - July 17 - 24, 2024](#)



Classical Performance Tutus

Order Online and Save 10%

Whether you are a beginner or a seasoned professional, this class offers two options to fit your needs - working with tutu net only (Single Color) OR working with both tutu net and sparkle or glimmer tulle (Blended). This seminar teaches it all, from the very start to the completed tutu, including skirt fitting, custom basque patterning and construction, hooping, tacking, and much, much more. We will teach both time-honored techniques and many of our newest ideas and innovations, born from the Tutu.Com Shop - the only shop in the country that makes tutus every, single day. Learn everything you need to know to make your own beautiful, professional, performance-ready Classical Tutus. You will learn several ruffling techniques, including Tutu.Com’s signature double-hand pleating method. As part of this class, you will receive “The Classical Tutu Book” by Claudia Folts, her 57-step “Cheat Sheet” to help you remember the steps in order when you get home, plus her new, step-by-step, basque-patterning instructions, complete with full-color photographs and an easy-to-use math worksheet, designed by Elizabeth Ekey, TutuSchool graduate, who now runs her own company - Tutu Theatre, and is one of our tutu teachers, and introduction to a great measurement calculator designed by former TutuSchool student, Emily Raynor. See [Course Kit Pricing](#).




Photo Credit: Gene Schiavone Photography

Class Length:

Allow Three Days. Also available as a Tutu Marathon course.

See Your City's Seminar Online Calendar to Plan Your Schedule

Locations Available:

- [Charlotte, NC Calendar - July 17 - 24, 2024](#)

Classical Performance Tutus with Removable Lower Panty

Order Online and Save 10%

This new design, by Claudia Folts, is a break-through in the challenges involved in cleaning tutus, altering size, and upgrading old, worn out tutus. Made differently than our American-style and French-style classical tutus, this design is based on ideas passed down from some of the pioneers of classical tutu design, but as with all of our designs, it has its own, intriguing twists. With this class, we will also introduce a new panty pattern, and more alternate basque design ideas. Choose from traditional classical style, where you will need to add a bodice either in the bodice class or later, at home, OR a stretch tutu, in any of the 5 design choices we offer. See [Course Kit Pricing](#).

Class Length:

Allow Three Days. Also available as a Tutu Marathon course.

See Your City's Seminar Online Calendar to Plan Your Schedule under "Classical Tutus"

Locations Available:

- [Charlotte, NC Calendar - July 17 - 24, 2024](#)



Classical Tutu with Custom Dyeing Option

Order Online and Save 10%

In Classical Tutus with Custom Dyeing class, you will attend the Dyeing to Dye class before your tutu class, first cutting out your top layer pieces, then you will dye them, using any of several dye techniques - horizontal ombré, vertical ombré, tip-dyeing, tie-dyeing, shaped designs dyeing, squirt gun dyeing, etc. Your focus in the Dyeing to Dye class will be on your specific tutu design, rather than

other dye techniques taught in the class. Be sure to choose your tutu class days to run AFTER a scheduled Dyeing to Dye class. While the dye is setting and drying, you will draft your basque pattern, and cut and sew the basque and panty. Once dry, you will ruffle and sew your tutu into a gorgeous, original design. See [Course Kit Pricing](#).

Class Length:

3 day project, depending on student's skill level.

See Your City's Seminar Online Calendar to Plan Your Schedule

Locations Available:

- [Charlotte, NC Calendar - July 17 - 24, 2024](#)

Classical Rehearsal Tutus

Order Online and Save 10%

Pull-on Style rehearsal tutu with your choice of a 2-inch wide elastic "basque" and built-in powernet panty or a powernet basque and built-in powernet panty. With 6 to 8 layers, depending on size, this tutu is a great "first tutu" or rehearsal tutu. All layers are machine-ruffled. There is no hoop, but you will still add a hoop casing in case you want to add a hoop down the road. You will gun-tack this tutu. See [Course Kit Pricing](#).

Class Length:

1.5 - 2 day project, depending on student's skill level and basque style choice.

See Your City's Seminar Online Calendar to Plan Your Schedule

Locations Available:

- [Charlotte, NC Calendar - July 17 - 24, 2024](#)



Children's Pull-on Fairy Princess Tutus

Order Online and Save 10%

Join us for a fun day of making fabulous tutus for children. Participants will make an adorable four-layer, soft-tulle, pull-on tutu and decorate it with ribbons, flowers, and butterflies. These tutus make a great project for fundraisers for ballet schools and ballet companies' lobby boutiques. Choose from three sizes – Infant, Toddler, and Child. Teens of all ages (12 and up) with some machine-sewing experience are welcome to take this class, too. All instructions, materials and decorations included in the class fee. See [Course Kit Pricing](#).

Class Length:

1 day project

See Your City's Seminar Online Calendar to Plan Your Schedule

Locations Available:

- [Charlotte, NC Calendar - July 17 - 24, 2024](#)



Costuming Fundamentals

Order Online and Save 10%

A "MUST" for those starting on the costuming journey, even if you are a great home-sewer! This class has become very popular – so popular, in fact that we have had many requests to expand the class times, allowing for more detailed information and time to practice various techniques. We heard you! We have added two more hours to this class, going from a 3-hour to a 5-hour class. In Costuming Fundamentals Class you will learn how to properly flat-line, sew hooks and bars by machine as well as by hand, properly steam and press, perfect your seam allowances, properly use grainlines, make piping, work on proper hand-stitching, learn to properly use your serger, and much more. In short, learn all the oh-so-important, and often-forgotten, skills that are not taught in most sewing schools and colleges these days. We highly recommend you take this class if you have never made a bodice using professional costuming techniques. See [Course Kit Pricing](#).

Class Length:

Allow five hours.

See Your City's Seminar Online Calendar to Plan Your Schedule

Locations Available:

- [Charlotte, NC Calendar - July 17 - 24, 2024](#)



Dying to Dye

Order Online and Save 10%

Join us for a fun afternoon or evening of dyeing! In this hands-on class, you will learn the processes behind microwave dyeing of trims and appliques; basic fabric painting techniques; and immersion; simple dip dyeing, and ombre-dyeing, of pre-cut net top layers for a tutu. Each student will also receive six different fabric samples with which they will create their own custom, sample color chart, and color recipes. We supply print-outs and several other instructional handouts. We have limited room for this class, so we will only take seven students per dye class. See [Course Kit Pricing](#).

Class Length:

Allow three hours.

See Your City's Seminar Online Calendar to Plan Your Schedule

Locations Available:

- [Charlotte, NC Calendar - July 17 - 24, 2024](#)



Finishing Touches

Order Online and Save 10%

This class is creative, personalized and intensive. We vary the syllabus each year for returning students, as there is so much to learn about the art of embellishment. You will leave with the knowledge and skills to create many different plate and overlay designs, as well as learning new embellishment techniques. This class includes Claudia Folts' set of eight plate patterns and her book "Finishing Touches, The Art of Embellishment." Students will need to bring half-yard to one-yard pieces of four to six different laces, three to six yards of various trims, and/or a few (six-eight) appliques. We will also supply some trims and laces, however, be sure to bring some

of your own, as we may or may not have exactly what you need to make your vision a reality. We will also offer special customizable fan-making kits available for purchase in class. A custom-made fan using scraps of fabrics and laces from a Don Quixote tutu, for example, is a perfect “finishing touch.” Students will also receive our Over-Basque & Plate Instructions with full-color pictures, a technique making it very easy to redecorate a tutu for a new role. You will also receive a full kit including the pattern, instructions, and materials for our gorgeous, Petal Plate Design. Finally, we have added a list of books that we recommend for inspiration and wonderful embellishment techniques. See [Course Kit Pricing](#).

Class Length:

Allow six hours or three hours each of two evenings.

See Your City's Seminar Online Calendar to Plan Your Schedule

Locations Available:

- [Charlotte, NC Calendar - July 17 - 24, 2024](#)



Leotards: Basic

Order Online and Save 10%

In our Basic Leotards class, you will learn everything you need to know to start on your journey through the mysteries of stretch fabrics. You will make a basic camisole leotard while mastering the many specialized techniques used to sew stretch fabrics. Be sure to pay attention to the different elastics and needles used in this class – it is very important to use the correct equipment in order to achieve the very best results. You will learn about several different finishing techniques, and will become proficient and confident with sergers. See [Course Kit Pricing](#).

Class Length:

Allow One Day.

See Your City's Seminar Online Calendar to Plan Your Schedule

Locations Available:

- [Charlotte, NC Calendar - July 17 - 24, 2024](#)



Leotards: Intermediate - The Stretch Dance Dress

Order Online and Save 10%

In our Intermediate Leotards class, you will continue on your journey through the mysteries of stretch fabrics. You will make a basic camisole leotard, but will add contrasting neckline and strap finishes, as well as a skirt. Be sure to pay attention to the different elastics and needles used in this class – it is very important to use the correct equipment in order to achieve the very best results. You will be introduced to the use of fold-over elastic, as well as learning how to properly position the skirt to be most flattering. Prerequisite: the Basic Leotards class, or basic experience making leotards (Please email pictures of your work). See [Course Kit Pricing](#).



Class Length:

Allow One to One-and-a-Half Days.




See Your City's Seminar Online Calendar to Plan Your Schedule

Locations Available:

- [Charlotte, NC Calendar - July 17 - 24, 2024](#)

Leotards: Advanced Designs**Order Online and Save 10%**

In our Advanced Leotards class, those who already know how to sew leotards and other stretch fabrics will learn new techniques. You will learn how to easily add cut-outs, insets, how to re-work necklines, layer various stretch fabrics, and how to add mesh or stretch lace uppers. Everyone will start with a basic "block" or "sloper" and will develop their own pattern design. Our Advanced Designs Leotards class is taught from a professional, performance point of view. You will learn techniques for better fit and ease of adjustment, even when used for the most difficult choreography. For those who have not yet used a coverstitch machine with a binding attachment, we will show you how it is done and give you tips for cleaner coverstitch work. Prerequisite: You must have already made a few leotards (one is not enough!). You must already be comfortable and proficient on a serger. See [Course Kit Pricing](#).

**Class Length:**

Allow One and a Half to Two Days.

See Your City's Seminar Online Calendar to Plan Your Schedule

Locations Available:

- [Charlotte, NC Calendar - July 17 - 24, 2024](#)

Men's Tunics Level One**Order Online and Save 10%**

This class is an introduction to sewing costumes for male dancers. Classical tutus and women's costumes aren't the only kinds of dance costumes. Men's costuming is often forgotten or put off until the last minute, due to the fact that so few costumers have experience making these very-important costumes. These 'other' costumes shouldn't come from second-hand stores or someone's attic. In this class, you will use Claudia Folts/Kellie Sheehan's Classic Style Tunic, which is a great base and easily adaptable to different necklines/sleeve styles for many roles. In this Level One class, you will learn how to correctly use your grain lines, and choose between set-in sleeves and sleeves set on an undervest. See [Course Kit Pricing](#).

**Class Length:****Locations Available:**

Allow Two Days.

- [Charlotte, NC Calendar - July 17 - 24, 2024](#)

See Your City's Seminar Online Calendar to Plan Your Schedule

Men's Tunics Level Two

Order Online and Save 10%

This class is for those who have mastered the basics of sewing men's costumes and want to learn and refine more advanced tailoring techniques using Claudia Folts' Princely Tunic Pattern with sleeves attached to a separate undervest. You will learn when and how to use various interlinings, choose between French-tailored set-in sleeves and sleeves set on an undervest, and master advanced pressing techniques used to give your men's costumes that extra special quality that few can attain. See [Course Kit Pricing](#).

Class Length:

Allow Two Days.

See Your City's Seminar Online Calendar to Plan Your Schedule

Locations Available:

- [Charlotte, NC Calendar - July 17 - 24, 2024](#)



New York: TutuSchool Talks, Tours, and Shopping

Order Online and Save 10%

Join us for four days in New York City, roaming the city's famed Garment District, shopping for beautiful fabrics and trims, joining Claudia Folts, Christopher Vergara, and Catherine Zehr as they shop their favorite places, touring some of the top costume shops in the world, meeting with and hearing the stories of top professional costume designers and technicians, in short – getting inspired for the upcoming Nutcracker and YAGP seasons. Pre-registration is now open. Hold your spot with a NON-REFUNDABLE \$100 DEPOSIT. Information on hotel recommendations, show/ballet tickets, etc. will be available soon. See [Course Kit Pricing](#). (**PRICE DOES NOT INCLUDE HOTEL OR AIRFARE**).

Class Length:

4 DAYS, September 18 – 21.

Locations Available:

- New York City

Romantic Performance Tutus

Soft, long, flowing... in a word, romantic. Who would guess there are so many ways to make romantic tutus? With new and unique styles, this class offers multiple challenges, complexities and opportunities. This year we are offering eight different romantic projects – Traditional Giselle style; Neo-Classical with Quilted Hipline; Neo-Classical with a high-waisted basque; Roll-hemmed Petaled Waltz of the Flowers; Russian Gored; Reversible Romantic; Tapered cascading roll-hemmed style, and Peasant skirt style. See [Course Kit Pricing](#).



Gene Schiavone Photography

Class Length:

Allow Two Days, some fast stitchers can finish the traditional Giselle-style in one day.

See Your City's Seminar Online Calendar to Plan Your Schedule

Locations Available:

- [Charlotte, NC Calendar - July 17 - 24, 2024](#)

Special Projects

Order Online and Save 10%

Got a project or design that you need help with? Simply want to join us for a day, work on your own designs and get feedback from professional costumers/peers? Special Projects is the class for you! Let us know in advance what you are working on and we will have a special "goody bag" of fabrics/trims/notions waiting for you in class to help you bring your design to life. See [Course Kit Pricing](#).

Class Length:

Allow Two Days, some fast stitchers can finish the traditional Giselle-style in one day.

See Your City's Seminar Online Calendar to Plan Your Schedule

Locations Available:

- [Charlotte, NC Calendar - July 17 - 24, 2024](#)



Stretch Classical Tutus

Order Online and Save 10%

This class was developed for those who are interested in making tutus using stretch materials but want to preserve more of the polished, professional quality "look" than the stretch tutus and children's tutus currently available on the market today. You will make a beautiful, professional-quality tutu-skirt, attached to one of five choices of a stretch, leotard-style top. Students MUST have experience sewing stretch fabrics, as the techniques used in stretch sewing do have a bit of a learning curve. If you have NEVER worked with stretch fabrics before, we suggest you take our Basic Leotard Class before attempting this class; however, this is not a firm prerequisite, as many experienced stitchers will pick up the techniques quite easily. This is a professional quality tutu built in the traditional classical style with a modern twist, and you won't want to miss it! Please read the description under Classical Performance Tutus, as it all applies to the Stretch Tutu class, the only difference being you will be adding a leotard upper to the tutu instead of a traditional basque. See [Course Kit Pricing](#).

**Class Length:**

Allow three days. Also available as a Tutu Marathon course. See Your City's Seminar Online Calendar to Plan Your Schedule

Locations Available:

- [Charlotte, NC Calendar - July 17 - 24, 2024](#)

Stretch Romantic Tutus**Order Online and Save 10%**

This class was developed for those who are interested in making tutus using stretch materials but want to preserve more of the polished, professional quality "look" than the stretch tutus and children's tutus currently available on the market today. You will make a beautiful, professional-quality Romantic tutu-skirt, attached to one of five choices of a stretch, leotard-style top. Students MUST have experience sewing stretch fabrics, as the techniques used in stretch sewing do have a bit of a learning curve. If you have NEVER worked with stretch fabrics before, we suggest you take our Basic Leotard Class before attempting this class; however, this is not a firm prerequisite, as many experienced stitchers will pick up the techniques quite easily. This is a professional quality Romantic tutu built in the traditional, "Giselle" style with a modern twist, and you won't want to miss it! Please read the descriptions under Romantic Performance Tutus, as it all applies to this Stretch Tutu class, the only difference being you will be adding a leotard upper to the tutu. See [Course Kit Pricing](#).



Thanks to TutuSchool Alumni Jill Meuris for modeling a camisole style course kit in progress.

Class Length:

Allow two to two and a half days. Also available as a Tutu Marathon course.

Locations Available:

- [Charlotte, NC Calendar - July 17 - 24, 2024](#)

See Your City's Seminar Online Calendar to Plan Your Schedule

The Business of the Costume Business**0**

Claudia Folts, founder and owner of Tutu.Com, and special guests invite you to an informal discussion of the dance costume business. Whether you are thinking about starting your own business, or you're already in business, this round-table will be of benefit to you. Topics will include ethical business practices/behavior, design ethics, pricing your work, advertising, building a strong social media presence, developing a following, the importance of excellent customer service, how to easily make an unhappy client happy, ballet appropriateness in design and color selections, and much more. Bring your questions and experiences! \$50, if registered for other classes, otherwise \$70. See [Course Kit Pricing](#).



Class Length:

Allow 1.5 to 2 hours, sometimes longer, depending on discussions/questions.

See Your City's Seminar Online Calendar to Plan Your Schedule

Locations Available:

- [Charlotte, NC Calendar - July 17 - 24, 2024](#)

Tiaras / Headpieces**Order Online and Save 10%**

You know the ones – those beautiful Crystal Tiaras that look like real diamonds, rubies, emeralds and sapphires. The ones that will make those ready-made tiaras turn pale in comparison! See [Course Kit Pricing](#).

We have added tiaras from each of our three revised levels to each seminar location, including Claudia's La Bayadere Kingdom of the Shades design, Russian Princess Kokoshnik, and several other designs, along with two level options of the Princess and Snow Queen designs.

Costume designer for New York-based touring company, Ballets with a Twist, Catherine Zehr, joins us again in Charlotte to teach some of her wonderful tiara-making techniques including a "Design Your Own Class." A graduate of the Fashion Institute of Technology in New York, with a degree in Fashion Design, Catherine spent ten years working in the fashion industry for several major companies before going into costume design. She brought with her excellent pattern-making skills, and an understanding of the importance of having costumes and headpieces to support the dancer and choreography, not over-shadow them. With twenty years' experience as a costume designer, Catherine's designs are elegant, enhancing both the dancer and the project. She brings seven beautiful tiara designs to TutuSchool, "Odette," a gorgeous, feathered, Swan Queen headpiece with a cleverly-designed clip-on tiara; her "Royal" design, offered in a choice of two color combinations; her elegant, "Formal" tiara, also in two color combinations; her passionate "Scheherazade" tiara offered in a choice of two color combinations; her whimsical "Fairy Tiara" in Karinska-inspired pink and green, and, her **Newest Designs** – the Crown Princess Design & Queen's Pointed Crown Designs!

Our other projects not already described above include basic, intermediate, and advanced-level designs, with Swarovski® and Czech rhinestones. Other projects available include the following projects: Our NEW Titania and Pharaoh's Daughter designs by Claudia Folts, Arabian, Sugar Plum Fairy, Princess, Snow Queen, Firebird, Esmeralda, and a simple, but lovely Flower and Jewel Headpiece. **Please Note:** Since Catherine does not teach other classes at TutuSchool, she is happy to adjust the schedule to fit your needs. Want to make a tiara, but cannot fit it into your chosen schedule of sewing? Just let us know and we will design tiara time around your schedule -early mornings, later in the evening, whatever works for your schedule.

Class Length:

Allow six to eight hours for this class, sometimes split up over two evenings.

See Your City's Seminar Online Calendar to Plan Your Schedule & Course Availability.

Locations Available: Not all designs are available at each seminar. Check your city's seminar tiara kits to see designs offered.

- [Charlotte, NC Calendar - July 17 - 24, 2024](#)




Gene Schiavone Photography

Refurb Magic

Order Online and Save 10%

This 2-3 day class is the class for you if you have a disgusting, decrepit, filthy, and/or just plain ugly classical or romantic tutu that you would like to work some magic on. And magic it is! You will learn to properly clean, refurbish and rejuvenate your worst nightmare of a tutu into something spectacular. You will learn techniques to strengthen and beef up limp netting, as well as clever ways to add hooping even if there is no casing. You will have various options for dyeing as well. It is a dirty, and often difficult job, but someone has to do it....learn how to do it so well that you will surprise even yourself! You can bring any trims, appliques, laces, etc., that you think you might want to use, and/or shop for goodies to embellish your tutu at Tutu.Com, using a special 40% off discount available only to participants in this class. We will take before and after pictures of your tutu so you will have a record of the magic you will have performed. See [Course Kit Pricing](#).



Class Length:

Allow two to three days.

See Your City's Seminar Online Calendar to Plan Your Schedule

Locations Available:

- [Charlotte, NC Calendar - July 17 - 24, 2024](#)

Ballet Sleeves

Order Online and Save 10%

You will make several sets of ballet-style sleeves and will receive patterns and instructions for each of the following: Simple short puffs and/or ruffles; A long sleeve, "Juliet-style" attached to the bodice with elastics at the shoulder; Our beautiful "Aurora" sleeve, a drapery chiffon sleeve with a high/low ruffle at the elbow; A Peasant Costume Chemise, a crop top that can be attached or kept separate; and our newest pattern design, a Mesh Over-Shirt with Sleeves, which can be worn over any bodice to easily change the look and style of an already-built costume; Embellished armbands; La Bayadere "Kingdom of the Shades" sleeve drapes and how to attach to a headpiece or directly to the dancer's bun; and Sleeve drapes attaching to the upper arm and bodice.

Instruction will include: Various methods of embellishing sleeves; The importance of making sleeves small so they do not overwhelm the dancer and/or give the dancer's arms a garish look; The importance of comfort; Durability; How to clean; and Appropriate fabrics.

Want to make the sleeves in class for a specific dancer? Bring her bicep measurement and you can do it! How many sets of sleeves you finish will depend on what you can get done in the time allotted. You will have patterns and instructions for all the sleeves taught in class to take home with you so you can make many different sleeves for your costumes.

See [Course Kit Pricing](#).

Class Length:

One 6-hour or two 3-hour evenings.


See Your City's Seminar Online Calendar to Plan Your Schedule

Locations Available:

- [Charlotte, NC Calendar - July 17 - 24, 2024](#)

Wings and More Wings!

Ever wondered how to make Sylph or Fairy wings for ballet? This class will give you all the information and hands-on experience to make your own, beautiful wings. Whether delicate Sylph wings for Les Sylphides, Wili wings for Giselle, or Fairy wings for Midsummer Night's Dream or Sleeping Beauty, you will be covered!



For class, three styles will be included: Sylph, Basic Fairy, or Whimsical Fairy to start you on your journey. For this class, you will receive patterns for each wing design we offer, as well as all sizes included for each. You will have one, 6-hour day OR two, 3-hour evenings in which to make wings. We recommend that you start with a pair of Sylph wings, as they are the easiest, then choose one of the more difficult options on which to work. White tulle for a pair of Sylph wings will be included in each kit, and you will choose one more color for your second pair from the 18 colors we offer. We will provide jigs on which to wire your wings. Each kit includes step-by-step instructions for making your own jig once you get home.

For this class, you will need thread to match the white tulle as well as whatever other color you pick, extra sewing machine needles (you may break a few!), some painter's tape or masking tape, and a pair of safety glasses. You cannot take the class without safety glasses as you will be zigzagging over millinery wire. Inexpensive safety glasses can be purchased at Home Depot or Lowe's. If you wear glasses already then you won't need other safety glasses.

See [Course Kit Pricing](#).

Class Length:

One 6-hour day OR two, 3-hour evenings.

See Your City's Seminar Online Calendar to Plan Your Schedule

Locations Available:

- [Charlotte, NC Calendar - July 17 - 24, 2024](#)

Finish Your Project

\$200/Day

Several of our students have asked us to create a Finish Your Project Course. It is for those who did not get to finish their project in a previous class for one reason or another, and would like a little extra time in the classroom to work on the finishing details in the presence of a teacher.

You can register for one, two, or three days and can not only bring unfinished projects from former TutuSchool classes, but you can bring any other projects you need a little help on.

Class Length:

1-3 days.

See Your City's Seminar Online Calendar to Plan Your Schedule

Locations Available:

- [Charlotte, NC Calendar - July 17 - 24, 2024](#)

Tutu Marathon

No charge

For those stitchers who are experienced enough to absorb and apply techniques quickly. These are two FULL, action-packed days – definitely not for beginners, or those who like to stitch slowly and savor the experience. You will receive the same instruction as in the Classical Performance Tutus class or the Stretch Tutus class, but at an accelerated pace (18 hours over two days instead of 22 hours over three days), the same choices, and the same projects/kits as the other tutu classes except over a two-day session rather than three-day session. This class moves at an accelerated pace, allowing for these students to take additional classes, if they so desire. If you do happen to get behind, don't worry - we have Free Time scheduled each evening, until 9pm. During this time, you can stay and catch up on your project. Be aware that there will not be a teacher available at that time, so be sure to write down any questions you have to ask during class the next day. Please read the descriptions under Classical Performance Tutus, or Stretch Tutus as it all applies to the marathon, the only difference being you will need to work at an accelerated pace. Advanced and Stylized Performance Tutus are not offered as marathon classes. See [Course Kit Pricing](#).

Class Length:

Allow two FULL, action-packed days – definitely not for beginners, or those who like to stitch slowly and savor the experience.

See Your City's Seminar Online Calendar to Plan Your Schedule

Locations Available:

- [Charlotte, NC Calendar - July 17 - 24, 2024](#)

Make Your Own Schedule**\$50 extra per class**

The Make Your Own Schedule is available throughout TutuSchools. To do this, you will need to be an experienced stitcher who can take direction and then work independently. If you are not very experienced with dance costuming, and/or you are more comfortable with more hands-on attention, this will not be a good choice for you. Please call if you have any questions. We are happy to customize a schedule to meet your needs.

Available classes for the Make Your Own schedule are all Tutus, Bodice One and Two, Dance Dresses, some of the Tiaras and Headpieces and Men's Tunics Levels One and Two. Descriptions of each of these available classes can be found throughout this schedule.

Class Length:

Necessary time will vary based on project(s) chosen.

See Your City's Seminar Online Calendar to Plan Your Schedule

Locations Available:

- [Charlotte, NC Calendar - July 17 - 24, 2024](#)

Fabric Shopping Trip**No charge**

Join our experts for a trip to the best fabric and trim shopping your seminar city has to offer. Take advantage of their expertise as they help you find the perfect fabrics and trims for your next project. In Charlotte, for those who have taken advantage of our TutuSchool Shopping Discount, you are welcome to pick up your items between 1 to 4pm at our location, or, we are happy to deliver your items to you directly during your classes. Please email orders@tutu.com to let us know when you would like to come and, if you are interested, we will arrange to give you a tour of our costume shop and warehouse! We do not offer on-site shopping because we are not set up like a store and our insurance prohibits it. A special online discount code for TutuSchool participants will be issued to you, and will be good through the TutuSchool dates and for two weeks after Tutuschool is over. Orders \$99.99 and over receive Free Shipping.

Class Length:

Varies based on city.

See Your City's Seminar Online Calendar to Plan Your Schedule

Locations Available:

- (pick-up at Tutu.com)

CLASS PROJECT KIT PRICING 2024

Questions? Call or Email Us
Toll Free US & Canada 1-877-888-8266

At TutuSchools, you pay for your course kits only. There is no additional cost for instruction. Our instructors bring your kit to TutuSchool with them. See our [What to Bring Checklist](#) for a list of supplies you will bring to the seminar with you. You may bring additional embellishments, etc. if you desire. Attendees receive a 15% discount on any fabrics, patterns, notions, trims, etc. they purchase while at TutuSchool and for a week before, and two weeks after the seminars.

You can take one class or as many as you like! If you are unsure, email claudia@tutu.com, and she can help you decide on an appropriate schedule for your goals and skill level. IF you call and cannot get through, please do not leave a message. Robo calls have gotten so bad that we no longer check the messages. Just email claudia@tutu.com if you cannot get through on the phone and she will get back to you within one day. Each TutuSchool location has an online seminar calendar available at Tutu.com.

To calculate the cost of attending a TutuSchools Seminar,

- Choose a project from the list below for each class you are taking - typically, one project per class.
- Are any of your classes Make Your Own Schedule? **Make Your Own Schedule** allows you to do any of the following projects (all Tutus, Bodice I and II, Dance Dresses, some of Tiaras and Headpieces, Men's Tunics Level I and 2, and Basic Leotard) on any day specified as a "Make Your Own Schedule" day as long as you allow the allotted time needed for your project. Refer to our Course Catalog for project-length guidelines. Please email claudia@tutu.com in order to discuss your schedule.
- Save 10% on Course Kits when you purchase online at Tutu.com. Use the links below to view course kit products.

COURSE KITS | [Click Link to Purchase Online](#)

1. **Advanced and Stylized Performance Tutus Course Kit Choices:**

- a. [Ribbon Candy: Top layer only](#) - \$467.50. 2-days
- b. [Hand-Pleated Tutu](#) - \$880. 3-days
- c. [Roll-Hemmed 19-layer Faerie Tutu](#) - \$880. 3-days
- d. [Ombre-Dyed European Bell-Shaped Classical Tutu](#) \$880. 3-days
- e. [Spanish-Style Top Ruffled Tutu](#)- \$880. 3-days
- f. [Fusion Tutu](#) - \$880. 3-days
- g. [Contemporary Tutu](#) –
 - a. Single Hoop "Potato Chip" Style - \$852.50. 2-2.5 days
 - b. Double Hoop "Potato Chip" Style - \$852.50. 2-2.5 days
 - c. Flying Saucer - \$852.50. 2-2.5 days
- h. [Half and Half "Wild Side" Tutu](#) - \$852.50. 3-days
- i. [Mariinsky-inspired Bell-shaped Tutu](#) - \$852.50. 2.5-3 days
- j. [Adjustable Vintage French-style Technique](#) - \$907.50. 3-days
- k. [Ribbon Candy: Complete Tutu](#) - \$907.50. 3-days
- l. [Odalisque Classical Tutu](#) - \$907.50. 3-days
- m. [NEW! Snow Queen Snowflake Classical Tutu](#) - \$907.50. 3-days
- n. [Firebird/Bluebird Tutu & Bodice](#) - \$1457.50. 5 days.

2. **Advanced Classical Tutu Finishing Techniques [Course](#):** \$282. 5 hours.

3. **Classical Performance Tutus Kit Choices:** 3 days. (2, if doing "Marathon," but not recommended for your first tutu.)

- a. [Classical Performance Tutu Course Kit](#): \$852.50-\$907.50
- b. [Classical Performance Tutu Course Kit with Removable Lower Panty Course Kit](#): \$852.50-\$907.50.

4. **Classical Rehearsal Tutus [Course Kit](#):** \$742.50. 1.5-2 days.
5. **Children's Pull-On Fairy Princess Tutus [Course Kit](#):** \$250. 1 day.
6. **Classical Tutu with Custom Dyeing Option [Course Kit](#):** \$925. 3 days.
7. **Classical Stretch Tutus Course Kit Choices:** 3 days. (Same info as above about Marathon.)
 - a. [Mesh Upper with Three Sleeve Choices Style](#) - \$852.50.
 - b. [Classic Camisole Style](#) - \$852.50.
 - c. [Keyhole Back Style](#) - \$852.50.
 - d. [Empire Line Camisole Style](#) - \$852.50.
 - e. [Princess Seam Camisole Style](#) - \$852.50.
8. **Romantic Tutus Course Kit Choices:**
 - a. [Traditional Giselle-Style](#) - \$495. 2-days
 - b. [Neo-Classical with Quilted Hipline](#) - \$495. 2-days
 - c. [Tapered Cascading Short Roll-Hemmed](#) - \$495. 2-days
 - d. [Reversible Romantic](#) - \$522.50. 2-days
 - e. [Neo-Classical with High-Waisted Basque](#) - \$522.50. 2 to 2.5 days
 - f. [Peasant-Style](#) - \$522.50. 2-days
 - g. [Russian-Gored Vintage Style](#) - \$550. 2-2.5 Days
 - h. [Roll-Hemmed Petaled Flower](#) - \$550 2-2.5 day
9. **Stretch Romantic Tutus Course Kit Choices:** Choice of 5 top styles - Mesh Upper with 3 Sleeve Choices, Camisole, Princess Seam Camisole, Empire Line Camisole, or Sleeveless Keyhole Back. 3 days. (Same info as above about Marathon.)
 - a. [Neo-Romantic](#) - \$687.50 Reg Tulle. \$742.50 Sparkle or Glimmer Tulle.
 - b. [Tapered Cascading](#) - \$687.50 Reg Tulle. \$742.50 Sparkle or Glimmer Tulle.
 - c. [Roll-Hemmed Petaled Flower](#) - \$687.50 Reg Tulle. \$742.50 Sparkle or Glimmer Tulle.
10. **Make Your Own Schedule:** Adds \$50 to the price of each class you want to be on your own schedule.
11. **Tutu Marathon:** \$0 (Doing a tutu class in 2 days rather than 3 does not add to the price.)
12. **Bodice One [Course Kit](#):** \$467.50. 2 days
13. **Bodice Two [Course Kit](#):** \$522.50. 2 days
14. **Bodice Three [Course Kit](#):** \$577.50. 2.5 to 3 days.
15. **Ballet / Dance Dresses Course Kit Choices:**
 - a. [Russian Wrap Dress](#) - \$330. 1 day.
 - b. [Cowl Neck Lycra Dress](#) - \$467.50. 2-3 days.
 - c. [Gamzatti Skirt and Crop Top](#) - \$522.50. 2-days.
 - d. [Spanish Tiered Skirt](#) - \$550. 2-days.
 - e. [Empire Dress](#)
 - a. (Poly chiffon) - \$522.50. 2-days.
 - b. (Silk chiffon) - \$605. 2-days.

16. **Leotards Course Kit Choices:**

- a. [Basic](#) - \$302.50. 1-day.
- b. [Intermediate](#) - \$357.50. 1-1.5 days.
- c. [Advanced](#) - \$412.50. 1.5 - 2 days.

17. **Men's Tunics One [Course Kit](#):** \$500. 2-days.

18. **Men's Tunics Two [Course Kit](#):** \$525. 2-days.

19. **Costuming Fundamentals [Course Kit](#):** \$237.50. 5 hours.

20. **Dying to Dye [Course Kit](#):** \$192.50. 3 hours.

21. **Finishing Touches [Course Kit](#):** \$550. Two 3-hour evenings.

22. **The Business of the Costume Business [Course](#):** \$50 1.5-2 hours. (\$70 if not taking anything else).

23. **Tiaras and Headpieces Level One Course Kit Choices:**

- a. [Flowers and Jewels](#) Side-of-bun (C. Folts) - \$82.50. 2 hours.
- b. [Esmeralda](#) (C. Folts) - \$165. 4 hours.
- c. [La Bayadere](#) (C. Folts) - \$247.50. 4-5 hours.
- d. [Princess](#) (K. Sheehan) - \$280.50 (Crystal with Czech Chain rhinestones). 6 hours.
- e. [Snow Queen](#) (C. Folts) - \$302.50. (Crystal with Czech Chain rhinestones). 6 hours.

22. **Tiaras Level Two Course Kit Choices:** *For Level Two Projects, you must have good eye/hand coordination. Not necessary to have done a Level One Class.*

- a. [Royal](#) (C. Zehr) - \$308. (with hand-wired rose mantees) 6-8 hours.
- b. [Princess](#) (K. Sheehan) - \$313.50 (with hand-wired rose mantees). 6-8 hours.
- c. [Arabian](#) (C. Folts) - \$313.50. (with hand-wired rose mantees) 6-8 hours.
- d. [Scheherazade](#) (C. Zehr) - \$319. (with hand-wired rose mantees) 6-8 hours.
- e. [Classic with wide forehead piece](#) (C. Folts) - \$330. (with hand-wired rose mantees) 6-8 hours.
- f. [Sugar Plum](#) (C. Rebich) - \$357.50. (with hand-wired rose mantees) 6-8 hours.
- g. [Fairy](#) (C. Zehr) - \$357.50. (with hand-wired rose mantees) 6-8 hours.
- h. [SnowQueen/Dewdrop](#) (C. Folts) - \$330. (with hand-wired rose mantees) 6-8 hours.
- i. [Pharaoh's Daughter](#) - (C. Folts) - \$330. 1.5-2 days. (10-4 Day 1, 10-4 Day 2)
- j. [Crowned Princess](#) (C. Zehr) - \$308. 6-8 hours.

23. **Tiaras Level Three Course Kit Choices:** *For Level Three Projects, you must have taken a Level Two class, or have permission from the instructor.*

- a. [Russian Kokoshnik](#) (C. Folts) - \$357.50. (with hand-wired rose mantees) 6-9 hours. Charlotte only.
- b. [Aurora/Firebird](#) (C. Folts) - \$357.50. (with hand-wired rose mantees) 6-9 hours.
- c. [Formal](#) (C. Zehr) - \$357.50. (with hand-wired rose mantees) 6-9 hours.
- d. [Odette](#) (C. Zehr) - \$302.50. (with hand-wired rose mantees) 6-9 hours.
- e. [Design Your Own](#) (C. Zehr / C. Folts) - \$412.50. 2 Days/10-4. Charlotte only.
- f. [Queen's Pointed Crown](#) (C. Zehr) - \$308. 2 Days/10-4.

24. **Tiaras Level Four Course Kit Choices:** *For Level Four Projects, you must have taken a Level Three class, or have permission from the instructor.*
- a. [Titania](#) (C. Folts) - \$429. 2 Days/10-4. Charlotte only.
 - b. [Queen's Pointed Crown](#) with Support Headband Piece (C. Zehr) - \$429. 2 Days/10-4.
25. **Refurb Magic Course Kit:** \$550. 2-3 days.
26. **Ballet Sleeves Course Kit:** \$225. 1 six hour day or 2 three hour evenings.
27. **Wings and More Wings! Course Kit:** \$250. 1 six hour day or 2 three hour evenings.
28. **Finish Your Project Course:** \$200/day. 1-5 days.
29. **Special Projects Course:** \$275. One Day.
30. **New York City: TutuSchool Talks, Tours, and Shopping:** \$500. 4 days. (PRICE DOES NOT INCLUDE HOTEL, MEALS, OR AIRFARE).

READY TO REGISTER?

Seminar space is limited and often sells out well before 90 days in advance of the classes so don't delay! 10% discount when you register early online! Discount not available by phone.

BY PHONE Call Toll Free US & Canada 1-877-888-8266 or International +1-704-519-4771.
ONLINE Fill out our TutuSchools Registration Form at [Tutu.com](https://tutu.com).