

Instruction Manual

ZeroLemon Wireless Charging Battery Case 5000mAh for Galaxy Note 9



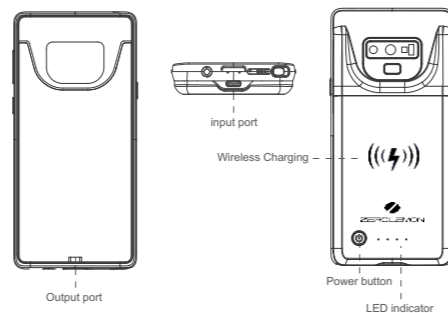
ZeroLemon Wireless Charging Battery Case 5000mAh for Galaxy Note 9



User Manual

Thank you for purchasing our product. For optimum performance and safety, please read instructions carefully before operating the product. Please keep this manual for future reference.

Features



- Power to Samsung Galaxy Note 9
- Ultra Slim Protection
- Intelligent Power Indicator
- File Transfer Technology Supported
- Wireless Charging Supported

Package Contents

- 1 x Galaxy Note 9 5000mAh Battery Case
- 1 x ZeroLemon Warranty Card
- 1 x User Manual

Specifications

Capacity	5000mAh
Battery Type	Li-polymer
Battery Input	5V/1.8A Max
Wireless Charging Output	5V/1.0A
Battery Output	5V/1.5A Max
Dimensions	6.50 x 3.15 x 0.81 in
Weight	4.76 OZ
Compatible Device	Samsung Galaxy Note 9

Using your Galaxy Note 9 5000mAh Battery Case

How to Charge the Battery Case?

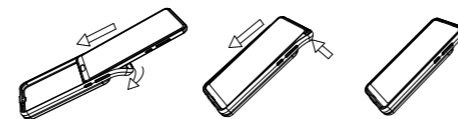
Directly plug the authorized charging cable in the Type-C charging port at the bottom of the battery case. Or just put the phone with the battery case on a wireless charger, the phone starts being charged.

How to charge using the Battery Case?

Hold on the power button for 3 seconds to turn on the battery case and charge your phone.

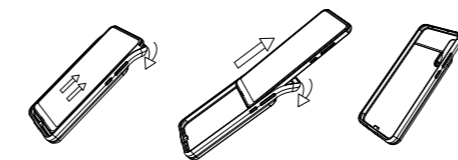
Installation Guide

To install the battery case, just slide your phone into the battery case. Make sure the Type-C connector are connected securely.



Disassembly Guide

To take out the battery case, separate the phone from the camera hole and pull out the battery case. Make sure DO NOT lean the phone at a big angle to avoid damaging the connector.



How to test remaining power

Capacity (● ON ○ OFF ◉ FLASH)LED	Light Status
100%	●●●●
50%~75%	●●◉
25%~50%	●◉○
1%~25%	◉○○

For Optimal Use (IMPORTANT)

1. Use only original charging cable and charger or ZeroLemon Charger and Cable for optimal use and safety. Other chargers and cables may not be compatible and result in overheating.
2. Perform 1-2 full recharge/discharge for the new battery for optimal performance.

Caution

1. Keep the external battery case away from high temperature.
2. Do not disassemble the external battery case at any time.
3. Keep the battery case away from metallic objects.
4. Do not crush the battery case.
5. Due to chassis ultra-thin, please remove the phone's protective case when using this battery case.

Warranty

This product is covered by a warranty of 365 days from the date of purchase.

Contact US

- For any inquiries or suggestions concerning our products, please send an e-mail to info@zerolemon.com or call us at 1-415-685-4343, and we will respond to you as soon as possible.
- If you have any quality-related issue, you may request a replacement or refund by submitting a request form at <https://www.zerolemon.com/support/>

Statement

- We are only able to provide after-sales service for purchases made directly from ZeroLemonOfficial or our authorized resellers. If you purchase through an unauthorized retailer, please contact them for any exchange or refund requests.
- Please note that unauthorized reselling of ZeroLemon products is prohibited.

Subscribe for more deals and news!



Sales Inquiry: sales@zerolemon.com

Made in China

Copyright 2019 ZeroLemon, LLC All Rights Reserved
All names, brands, logos and/or trademarks used in this publication are property of their respective owners.

www.zerolemon.com