

## Instruction Manual

### ZEROLEMON SOLARSOUND 10000mAh Solar Bluetooth Speaker



## User Manual

Thank you for purchasing our product. For optimal performance and safety, please read instructions carefully before operating the product. Please keep this manual for future reference.

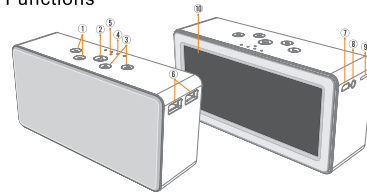
## Package Contents

1 x Solar Bluetooth 4.0 Speaker  
1 x Micro USB cable  
1 x ZeroLemon Warranty Card

## Specifications

Battery Capacity	10000mAh (38Wh)
Micro Input	DC 5V/2.5A Max
Solar Charger Input	5V/200mA
USB Output	5V/2A
Size	5.9 x 2 x 3.1 inches
Weight	17.5 oz/495 g
Audio Output	5W x 2
Range	10m/32.8ft

## Functions



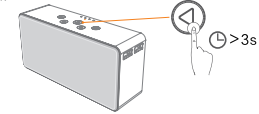
Part	Function
①	Volume Up/Down
②	Power Button/Shift Mode/Play/Pause
③	MovePrevious/MoveNext
④	Power Indicators
⑤	Bluetooth Pairing Indicator
⑥	USB Output
⑦	Micro USB Input
⑧	3.5mm Audio Output
⑨	TF Card Slot
⑩	Solar Panel

## Controls

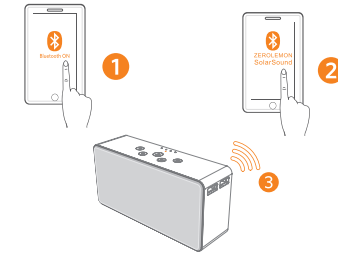
	Hold the button for 3 seconds to turn on the Speaker, the Bluetooth indicator will start flashing.
	With Bluetooth connected, press the button one time to play or pause.
	With the Speaker turned on, press the button twice continuously to shift the mode between Bluetooth and TF Card.
	Turn up/down the volume.
	MovePrevious/MoveNext

## Using Your Solar Bluetooth 4.0 Speaker

1. Long press the power button for 3 seconds to turn on the Speaker, the Bluetooth indicator will start flashing in green.



2. Pair with your device.



Enter the Bluetooth function of your device

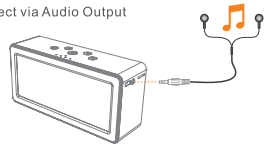
Find the Speaker Bluetooth " ZEROLEMON SolarSound "

Make a pair

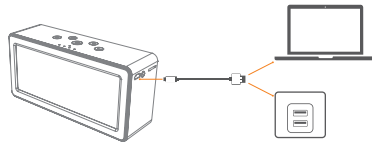
### Note:

- The Bluetooth indicator will remain lit if your device is connected successfully.
- To pair a different device, disable Bluetooth on the connected device first, and then repeat the pairing steps.
- If you cannot connect, remove ZeroLemon from your device's Bluetooth history, then ensure it's less than 3 feet away and try again.

3. Connect via Audio Output



4. Charge your Bluetooth Speaker.



Charge the Speaker via your PC or a wall charger

### Note:

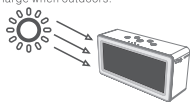
- To read the TF card from your PC, you will need to hold the power button for 3 seconds first.

5. Charge devices by the Bluetooth Speaker.

The SolarSound can be used as a 10000mAh power bank. To charge your device, please plug the USB cable directly into the Bluetooth Speaker.

6. Charge the Bluetooth Speaker Using Solar Energy.

The external battery can be recharged by solar energy when it is exposed to the sun or in the environment where it is exposed to strong light. Please note that the solar charging function is for emergencies and is not recommended for use as the primary power source for charging. The solar charging conversion rate is 200mA per hour under sunlight and works as a suitable secondary charge when outdoors.



## How to Test the Battery to Determine Remaining Power

### Discharge Indicator Status

Capacity (●ON ○OFF ◉FLASH)LED	Light Status
75%~100%	●●●●
50%~75%	●●●○
25%~50%	●●○○
0%~25%	●○○○
≤5%	◉○○○

### Charging Indicator Status

Capacity (●ON ○OFF ◉FLASH)LED	Light Status
100%	●●●●
76%~99%	●●●◉
51%~75%	●●◉○
26%~50%	●◉○○
0~25%	◉○○○

## Caution

- Use original or certified cables for charging.
- Keep the Speaker away from high temperatures.
- Do not disassemble the Speaker at any time.
- Keep the Speaker away from metallic objects.
- Recharge the battery at least once a month to maintain performance.
- Do not crush the Speaker or expose it to liquids.

## Warranty

This product is covered by a warranty of 24 MONTHS from the date of purchase.

## Contact US

For any inquiries or comments concerning our products, please send an e-mail to [info@zerolemon.com](mailto:info@zerolemon.com) or call us at 1-415-685-4343, and we will respond to you as soon as possible.

If there are any quality-related issues with the product, you may request a replacement or refund by submitting a request form at <https://www.zerolemon.com/support/>

## Statement

We are only able to provide after-sales service for purchases made directly from ZeroLemonOfficial or our authorized resellers. If you purchased through an unauthorized retailer, please contact them for any exchange or refund requests.

Please note that unauthorized reselling of ZeroLemon products is prohibited.

## Please review us ★★★★★ on Amazon Product Review

👍 Like: Please help us spread the word about our products by reviewing us at [www.amazon.com/review/create-review](https://www.amazon.com/review/create-review).

👎 Not Like: At any time if you are unsatisfied with our products or service, please let us know at [info@zerolemon.com](mailto:info@zerolemon.com) or call us at 1-415-685-4343 and we will do our best to help you. Your satisfaction is our number 1 priority.

## Subscribe for more deals and news!



[www.zerolemon.com](http://www.zerolemon.com)