

# Instruction Manual

ZeroLemon Galaxy S22 Ultra  
10000mAh ZeroShock Battery Case



## User Manual

Thank you for purchasing our product. For optimal performance and safety, please read instructions carefully before operating the product. Please keep this manual for future reference.

## Package Contents

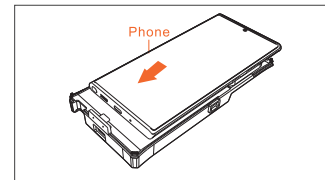
- 1x Samsung Galaxy S22 Ultra 10000mAh Battery
- 1x Rugged TPU Case
- 1x Front Plastic Cover
- 1x User Manual

## Specifications

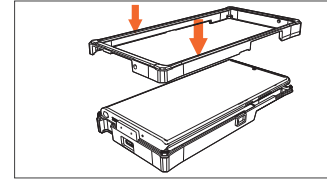
Capacity	10000mAh 38(Wh)
Input	5V 1.8A Max
Output	5V 1.5A
Dimensions	6.86 x 3.54 X 1.04 inches
Weight	9.45 oz/268g

## Installation Guide

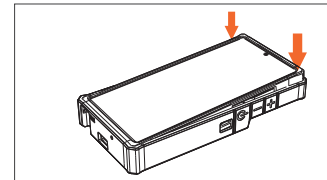
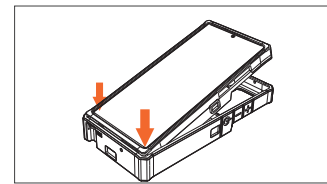
1. Insert the phone to the battery pack. Make sure the Type C connector and the phone are connected securely.



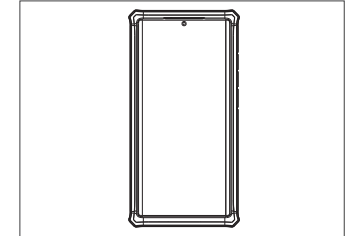
2. Place the hard plastic frame onto the battery pack. Make sure all features are lined up.



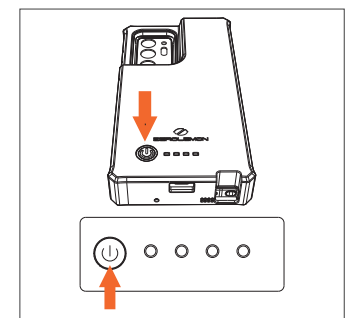
3. Insert the battery pack into the rugged TPU case from the bottom. Press properly on the top of the battery pack to secure the case.



4. Installation completed.



5. Press the power button 3 seconds on the back of the case to turn on the case and start charging.



## How to Test Remaining Power

### Discharge Indicator Status

Capacity (●ON ○OFF ◉FLASH)LED	Light Status
75%~100%	●●●●
50%~75%	●●●○
25%~50%	●●○○
0%~25%	●○○○
≤5%	◉○○○

### Charging Indicator Status

Capacity (●ON ○OFF ◉FLASH)LED	Light Status
100%	●●●●
76%~99%	●●●◉
51%~75%	●●◉○
26%~50%	●◉○○
0~25%	◉○○○

Type C connector and the phone are connected securely.

## Features

- Built with 10000mAh capacity.
- Optimized for Samsung Galaxy S22 Ultra, all charging ports and features are lined up well.
- The circuit protection will protect the phone from overcharging and overheating.
- Rugged TPU protection case guards the phone against bumps, scratches and other daily wears and tears.

## Using your Samsung 10000mAh Battery Case

1. Check the power level first before charging your devices.
2. Press the power button 3 seconds to turn on the battery and start charging.
3. Recharge your battery case when there is nearly 2% power left.

## For Optimum Use (IMPORTANT)

Use only the Samsung certified charging cable and charger for optimum use and safety. Other chargers and cables may not be compatible and result in overheating.

## Caution

1. Use original or certified cables for charging.
2. Keep the battery case away from high temperatures.
3. Do not disassemble the battery case at any time.
4. Keep the battery case away from metallic objects.

5. Recharge the battery case at least once a month to maintain performance.
6. Do not crush the battery case or expose it to liquids.
7. Keep the battery case out of the reach of children.

## Warranty

This product is covered by a warranty of 365 days from the date of purchase.

## Contact US

For any inquiries or comments concerning our products, please send an e-mail to [info@zerolemon.com](mailto:info@zerolemon.com), and we will respond to you as soon as possible.

If there are any quality-related issues with the product, you may request a replacement or refund by submitting a request form at <https://www.zerolemon.com/support/>

## Statement

We are only able to provide after-sales service for purchases made directly from ZeroLemonOfficial or our authorized resellers. If you purchased through an unauthorized retailer, please contact them for any exchange or refund requests.

Please note that unauthorized reselling of ZeroLemon products is prohibited.

Please review us ★★★★★ on Amazon Product Review

👍 Like: Please help us spread the word about our products by reviewing us at [www.amazon.com/review/create-review](http://www.amazon.com/review/create-review).

👎 Not Like: At any time if you are unsatisfied with our products or service, please let us know at [info@zerolemon.com](mailto:info@zerolemon.com) and we will do our best to help you. Your satisfaction is our number 1 priority.

Subscribe for more deals and news!



Sales Inquiry: [sales@zerolemon.com](mailto:sales@zerolemon.com)

Made in China

Copyright 2022 ZeroLemon, LLC All Rights Reserved  
All names, brands, logos and/or trademarks used in this publication are property of their respective owners.

[www.zerolemon.com](http://www.zerolemon.com)