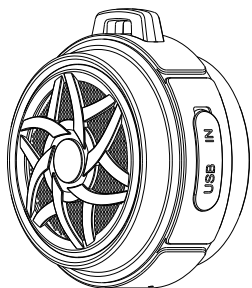
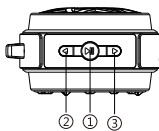


## Wireless Speaker Instruction Manual

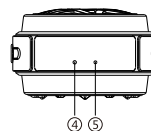


### How to use the Speaker

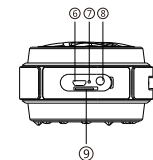
#### The General Features



- 1. On/Off/Play/Pause Button**  
Long press this button to power on/off the device.  
Short press this button to play/pause the playing music.  
Short press this button to answer the incoming phone call.
- 2. PREV/Volume Down Button**  
Short press the button to play the previous track.  
Hold in the button to turn down the volume.
- 3. NEXT/Volume Up Button**  
Short press the button to play the next track.  
Hold in the button to turn up the volume.



- 4. Bluetooth/Charging Indicator light**  
When the device is turned on, the light turns to blue and flashes.  
When the Bluetooth is connected, the light stops flashing and remains blue.  
When charging the device, the red light turns on.  
When the device is fully charged, the light will turn off.
- 5. MIC**  
Receive your voice when making phone calls



- 6. Charging Interface**  
Insert the USB cable to charge the speaker.
- 7. Reset Interface**  
Stab the reset interface with some kind of thin stick to sweep all status and restart the speaker.
- 8. Line-in**  
Insert the 3.5mm audio cable to listen to music.
- 9. TF Card Interface**  
After inserting the TF card, the product will get into TF card playing model. It is ready to play music with MP3, WAV or WMA format.

### Pairing Instructions

- Active Bluetooth mode on mobile device and turn speaker ON. Speaker will automatically enter pairing mode.
- Search for the Bluetooth Speaker from your mobile device
- Mobile device will display the Bluetooth Speaker as "ZeroLemon Amazing Sound" in list of available devices. Select pair.
- Follow instruction on mobile device to complete pairing. If pass-code is needed, enter "0000".
- After the Mobile Device and Bluetooth Speaker connect, sound can be controlled from the Buttons "◀" "▶" and "⏻".
- If the mobile device has paired with a Bluetooth speaker previously, the match will finish automatically.

### Technology Specifications

Speaker:	φ 40mm 4Ω 4W
Bluetooth Ver.:	4.2
Frequency response:	150Hz-20KHz
Sensitivity:	80±2 dB
Signal to noise ratio:	≥70 dB
Battery capacity:	600mAh
Battery voltage:	3.7V
Distortion:	1%
Charging time:	2 hour
Play time:	around 6 hours



### Safety Information:

- Avoid contact with liquids and damp areas
- If speaker is damaged seek professional consultation, do not repair
- Do not take speaker apart to avoid electrocution
- Keep speaker away from flame
- Keep it away from children

### Warranty

This product is covered by a warranty of 24 MONTHS from the date of purchase.

### Contact US

For any inquiries or comments concerning our products, please send an email to [info@zerolemon.com](mailto:info@zerolemon.com) or call us at 1-415-685-4343, and we will respond to you as soon as possible. If there is any quality-related issue with the product, you may request a replacement or refund by submitting a request form at

<https://www.zerolemon.com/support/>

### Statement

- We are only able to provide after-sales service for purchases made directly from ZeroLemon Official or our authorized resellers. If you purchased through an unauthorized retailer, please contact them for any exchange or refund requests.
- Please note that unauthorized reselling of ZeroLemon products is prohibited.

Please review us ★★★★★ on Amazon Product Review

👍 Like: Please help us spread the word of our products by reviewing us at [www.amazon.com/review/create-review](http://www.amazon.com/review/create-review).

👎 Not Like: At any time if you're not satisfied with our products or service, please let us know at [info@zerolemon.com](mailto:info@zerolemon.com) or call us at 1-415-685-4343. We will do our best to help you.  
Your satisfaction is our number 1 priority.

Subscribe to our social media channels for more deals and news!

