

Instruction Manual

**ZeroLemon Samsung Galaxy
S8 Plus 8500mAh Battery Case**



ZEROLEMON

User Manual

Thank you for purchasing our product. For optimum performance and safety, please read instructions carefully before operating the product. Please keep this manual for future reference.

Package Contents

- 1 x Galaxy S8 Plus Battery Case
- 1 x Earphone Jack Adapter
- 1 x Instruction Guide
- 1 x ZeroLemon Promise Card
- 1 x ZeroLemon Extra Giveaway Card

Specifications

Capacity	8500mAh
Type	Lithium-ion battery
Input	Charger to battery case: 5V/1.8A Max
Output	Battery case to phone: 5V/1.5A Max
Dimensions	7.18 X 0.86 X 3.13 inches (L x W x H)
Weight	8.29oz (235g)
Compatible Device	Samsung Galaxy S8 Plus

Features

- Built with 8500mAh capacity, up to 170% extra battery life provided.
- Optimized for Samsung Galaxy S8 Plus, all charging ports and features are lined up well.
- The circuit protection will protect the phone from overcharging and overheating.
- Soft TPU protection case guards the phone from drops and hard falls.
- 4 LED Lights indicate the battery power level and charging status.

Using your Galaxy S8 Plus 8500mAh Battery Case

1. Check the power level first before charging your devices.
2. Long press the power button for 4-5 seconds to turn on the battery and start charging.
3. Recharge your battery case when there is nearly 2% power left.
4. Charging time: 6-7 Hours: Fully charges both the extended battery case and the phone;
2-3 Hours: Battery case fully charges the phone when the phone is not used.

Note: This battery case pass through quick charge only.

For Optimal Use (IMPORTANT)

Use only Samsung Galaxy original charging cable and charger for optimal use and safety. Other chargers and cables may not be compatible and result in overheating.

How to test remaining power

Discharge Indicator Status

POWER	LED1#	LED2#	LED3#	LED4#
75%~100%	●	●	●	●
50%~75%	●	●	●	○
25%~50%	●	●	○	○
0%~25%	●	○	○	○
≤5%	◎	○	○	○

●- On, ◎- Blink, ○- Off

Charging Indicator Status

POWER	LED1#	LED2#	LED3#	LED4#
100%	●	●	●	●
76%~99%	●	●	●	◎
51%~75%	●	●	◎	○
26%~50%	●	◎	○	○
0%~25%	◎	○	○	○

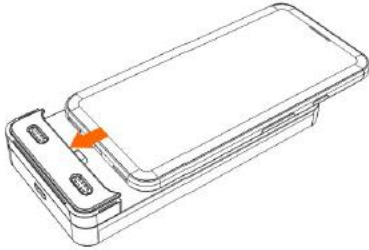
●- On, ◎- Blink, ○- Off

Caution

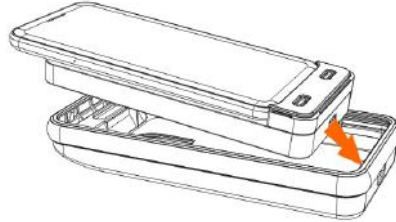
1. Keep the external battery case away from high temperatures.
2. Do not disassemble the external battery case at any time.
3. Keep the battery case away from metallic objects.
4. Do not crush the battery case or expose it to liquids.
5. Keep the product out of the reach of children.

Installation Guide

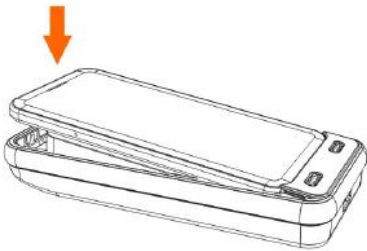
1. Insert the phone into the battery pack. Make sure both USB Type-C connectors are connected securely.



2. Insert the battery pack into the soft TPU case from the bottom.



3. Apply pressure to the top of the battery pack to secure the case.

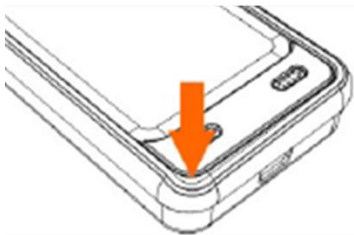


4. Hold power button on the back of the case for 4-5 seconds to turn on the case and start charging.

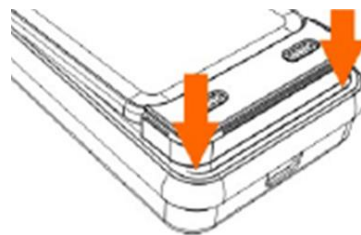


Uninstallation Guide

1. Separate the phone from one of the bottom corners of the TPU case.



2. Do same on the other bottom corner.



3. Pull out your phone from the bottom of the case.



Warranty

This product is covered by a warranty of 180 days from the date of purchase.

Contact US

For any inquiries or comments concerning our products, please send an e-mail to info@zerolemon.com or call us at [1-415-685-4343](tel:1-415-685-4343), and we will respond to you as soon as possible.

If there is any quality-related issue with the product, you may request a replacement or refund by submitting a request form at

<https://www.zerolemon.com/support/>

Statement

- We are only able to provide after-sales service for purchases made directly from ZeroLemonOfficial or our authorized resellers. If you purchased through an unauthorized retailer, please contact them for any exchange or refund requests.
- Please note that unauthorized reselling of ZeroLemon products is prohibited.

Please review us  on Amazon Product Review



Like : Please help us spread the word of our products by reviewing us at

www.amazon.com/review/create-review.



Not Like : At any time if you're not satisfied with our products or service, please let us know at info@zerolemon.com or call us at [1-415-685-4343](tel:1-415-685-4343), we will do our best to help you.

Your satisfaction is our number 1 priority.

Subscribe to our social media channels for more deals and news!



www.zerolemon.com