

ToughJuice Battery Charger

30000mAh

Instruction Manual



THANK YOU

for purchasing from ZeroLemon!
It goes without saying: when life gives
you lemons...make ZeroLemon!



Submit a Review:

★★★★★
Go to [Amazon.com](https://www.amazon.com) ->
Your Account -> Input the
ASIN code appear in the product
label of the package
> Click on the product listing
"Write a Customer Review"
tell us what you liked
about our product.



Contact Us for solution:

If our product has dissatisfied
you in any way, please give us
a chance to help you out
before submitting your
review. Write to us at
[zerolemon.com](mailto:sales@zerolemon.com)

-1-

Package Contents

- 30000mAh Battery Charger x 1
- MicroUSB Cable x 1

Technical Specifications:

Capacity	30000mAh / 114Wh
Input (Micro & Type-C)	5V/2A (max)
USB Outputs	3 x 5V/1A
QC Output (The Blue Port)	5V/2.4A 9V/1.67A 12V/1.35A
Type-C Output	5V/2.5A (max)
Voltage	3.8V
Dimensions	7.05 x 3.58 x 1.28 inches
Weight	1.45lbs

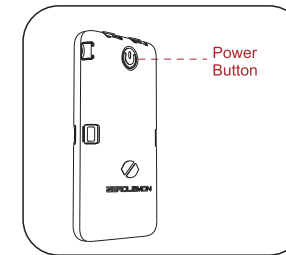
Product Highlights:



-2-

How to Turn on Your ToughJuice and Charge Your Device:

Connect ToughJuice to your device using the
charging cable. Press to Power Button to start
charging your device.



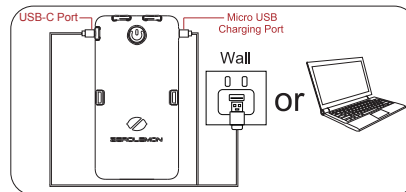
How to Turn Off ToughJuice and Stop charging your device:

Simply disconnect your device from the ToughJuice.
The power of ToughJuice will turn off
automatically.

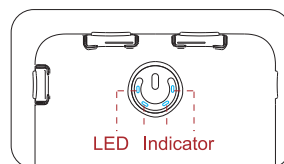
-3-

How to Charge Your ToughJuice:

Plug the micro USB Cable/USB-C Cable
into your AC adapter. Or you can plug the included
micro USB cable into your PC's USB port.
We recommend using USB wall charger instead
of PC USB port for faster charge.



The LED indicator on the ToughJuice will sequentially
light up. All the LEDs will be fully lit when the device has
been completely charged.



-4-

How to Check Power Level of your ToughJuice:

Charging Status:

LED Light	Capacity
● ○ ○ ○	0%-25%
● ● ○ ○	25%-50%
● ● ● ○	50%-75%
● ● ● ●	75%-100%

Discharging Status (using ToughJuice to charge devices) :

LED Light	Capacity
● ○ ○ ○	0%-10%
● ○ ○ ○	10%-25%
● ● ○ ○	25%-50%
● ● ● ○	50%-75%
● ● ● ●	75%-100%

● - On, ● - Flash, ○ - Off

Battery Maintenance:

1. Avoid heavy impacts or putting excessive pressure on
the external battery.
2. Do not leave the battery in extremely hot or cold
locations.
3. Do not throw the battery into a fire.
4. Charge the battery to 100% every 2 months
for optimal conditioning.

-5-

5. For optimal charging, use only
ZeroLemon supplied charging cables or
the original manufacturer's phone/tablet
charging cable.

6. Do not disassemble the battery, as this may
cause a short circuit to occur.
7. Dispose of the battery immediately if it becomes
deformed or bloated.
8. Do not submerge the battery in water.
9. Keep the battery away from children.
10. Dispose of the battery at a proper recycling facility
if needed.

FAQ:

Q1) My phone is not charging when it is plugged into the battery:
Answer: Please ensure that the battery is charged
by connecting the Micro USB Cable.

Q2) No LED light comes on when I press the power button:
Answer: Please ensure that the battery is charged.

Q3) I have other questions. What should I do?

Answer: Contact us at [https://www.zerolemon.com/
pages/support](https://www.zerolemon.com/pages/support) with your Order ID and we will be
able to assist you.

-6-

Warranty:

Our products are covered under our
1 Year ZeroLemon Promise Guarantee. If, at
any time, you encounter any issue with the battery
case, please contact us at [https://www.zerolemon.com/
pages/support](https://www.zerolemon.com/pages/support) with your Order ID and we will be more
than happy to assist you.

Return and Exchange Contact:

If you order from zerolemon.com directly or
from Amazon USA/Canada & Ebay, please contact us
at <https://www.zerolemon.com/pages/support> with your
Order ID. If your order was placed with another reseller,
please contact your seller directly for return and exchange.

Technical Questions:

Please visit www.zerolemon.com for any additional
technical questions. If our FAQ did not have what you were
looking for, we are available via email 24 hours/6 days a
week at sales@zerolemon.com to answer any of your technical inquiries.

Follow us on Facebook / Twitter / Youtube / Pinterest for latest product
updates and promotions



Sales Inquiry: sales@zerolemon.com
Designed by ZeroLemon LLC in USA
Made in China

-7-