

LANDMARK COLLECTION

SWAY — YABU PUSHELBERG 2024

1—
6



In a groundbreaking move, Molteni&C introduces the Sway, a modular sofa system for outdoors, envisioned by the renowned Yabu Pushelberg. Merging a love for nature with mastery in design, the Sway modular sofa redefines outdoor spaces with its unparalleled versatility, and fluid forms. The Sway system comprises eleven modular elements orchestrated in a symphony of shapes and wavy lines. This includes two chaise lounges, two sofas of different sizes (255 cm and 170 cm), a corner module for intricate arrangements, a central element, four side terminals, and a comfortable island for complete relaxation. The elements emerge from a teak base, providing a sturdy foundation for the ergonomically designed seats that ensure optimal comfort. The aluminum backrest, softened by polypropylene rope weaving in refined ecru, adds a touch of elegance. The flat rope chosen guarantees a soft and pleasant texture, akin to that of cotton. A golden-hour C-shaped aluminum side element acts as an anchor, delicately embracing the base and padded seat while serving as a pivot for the backrest. Aluminum, resistant and corrosion-free, is also employed for Sway's feet. Frontally, the foot follows the thin profile like the backrest structure, while on the back, it is exposed on the wider side, echoing the width of the C-shaped hook used for connecting the base, seat, and backrest. The Sway pouf, with its compact dimensions, encapsulates the principles and technologies applied to the modular system. Whether used laterally, centrally, or as a versatile addition, the pouf complements the system, offering sophisticated outdoor furniture solutions for various occasions. A series of coffee tables, available in three sizes, features the same aesthetic motifs as the Sway family, presenting a harmonious and customizable addition. The introduction of tatami made with polypropylene weaves and a ceramic shelf adds decorative and functional possibilities to the teak tabletop, allowing for personalization according to the occasions and season.



Removable cover



The product is sent in multiple packaged and/or flat packed



The product may be used outdoors but requires particular care in the event of rain (see price list maintenance and waterproof cover)



Product suitable for collective uses (Contract)

DATASHEET

REGISTERED
DESIGN

II.2024

SWAY –
YABU
PUSHELBERG
2024

PADDED ELEMENTS FINISHES

BASE FINISH
teak

FOOT FINISH
Golden hour painted aluminium

WEAVE FINISH
ecru cord

COFFEE TABLES FINISHES

FOOT FINISH
Golden hour painted aluminium (*for W 60 / W 90*)
solid teak (*for W 60 / W 90 / W 140*)

WORKTOP FINISH
teak
stoneware
tatami

Molteni&C | OUTDOOR

TECHNICAL INFORMATION

COVER
fabric in limited categories

FEET
painted aluminium, plastic ferrules
solid teak, natural finish, plastic ferrules

BASE
solid teak, natural finish

BACKRESTS STRUCTURE
painted aluminium

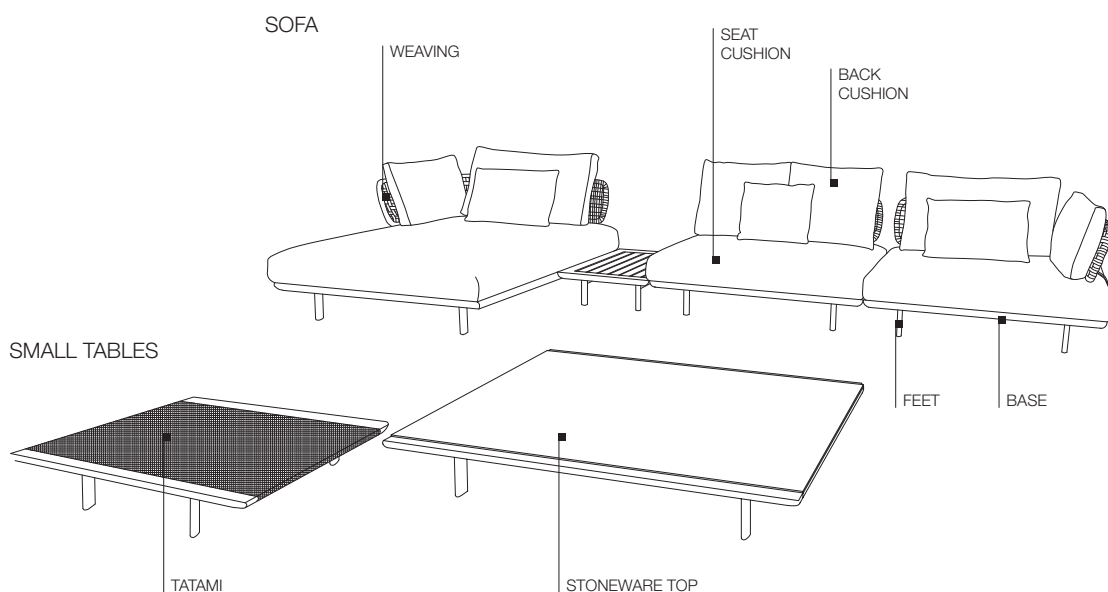
SEAT CUSHIONS
shaped polyurethane insert in different densities, water-repellent polyester fibre cover, 100% recyclable

BACK CUSHIONS
polyester fibre, water-repellent polyester fibre cover, 100% recyclable

WEAVING
100% polypropylene

WATERPROOF COVER
100% polyester

2—
6



DATASHEET

REGISTERED
DESIGN

II.2024

SWAY —
YABU
PUSHHELBERG
2024

DIMENSIONS

Notes

- For correct ergonomics, the sofa should be presented with back cushions. Molteni&C suggests types and quantities for each element.
- The elements in this price list do not include the price of the back cushions.
- No reductions of any kind or changes to the finish are possible.

When ordering

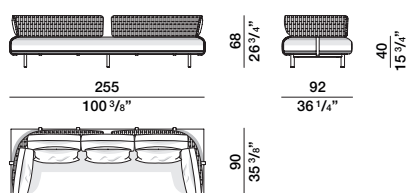
Always indicate the code of the element and codes for the back cushions with the related categories and variations.

Molteni&C | OUTDOOR

3—
6

Sofa

SDV25



waterproof cover XSDV25

suggested cushions

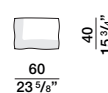
- n. 3 back cushions 70X50 cm
- n. 2 armrest cushions 60X40 cm
- n. 3 lumbar cushions 60X40 cm



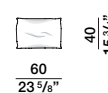
Back cushions SCU70



Armrest cushions SCB60

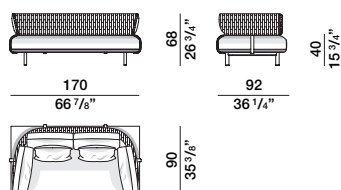


Lumbar cushions SCP60



Sofa

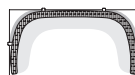
SDV17



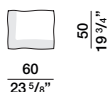
waterproof cover XSDV17

suggested cushions

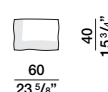
- n. 2 back cushions 60X50 cm
- n. 2 armrest cushions 60X40 cm
- n. 2 lumbar cushions 45X40 cm



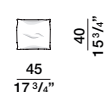
Back cushions SCU60



Armrest cushions SCB60

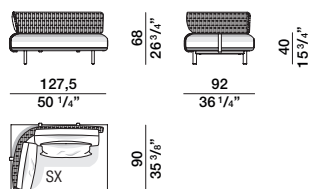


Lumbar cushions SCP45



End element

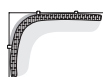
STR12 dx-sx



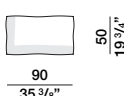
waterproof cover XSTR12

suggested cushions

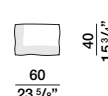
- n. 1 back cushion 90X50 cm
- n. 1 armrest cushion 60X40 cm
- n. 1 lumbar cushion 60X40 cm



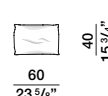
Back cushions SCU90



Armrest cushions SCB60



Lumbar cushions SCP60



DATASHEET

REGISTERED
DESIGN

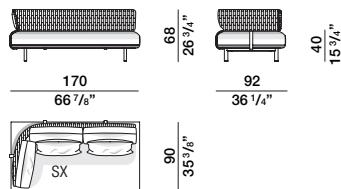
II.2024

SWAY —
YABU
PUSHELBERG
2024

DIMENSIONS

End element

STR17 dx-sx



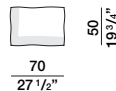
waterproof cover XSTR17

suggested cushions

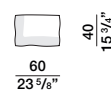
n. 2 back cushions 70X50 cm
n. 1 armrest cushion 60X40 cm
n. 2 lumbar cushions 60X40 cm



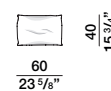
**Back cushions
SCU70**



**Armrest cushions
SCB60**



**Lumbar cushions
SCP60**

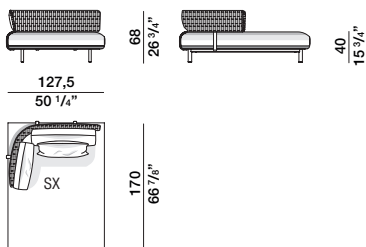


Molteni & C | OUTDOOR

4 —
6

Chaise longue

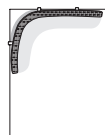
SCH17 dx-sx



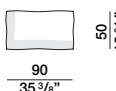
waterproof cover XSCH17

suggested cushions

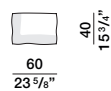
n. 1 back cushion 90X50 cm
n. 1 armrest cushion 60X40 cm
n. 1 lumbar cushion 60X40 cm



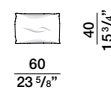
**Back cushions
SCU90**



**Armrest cushions
SCB60**

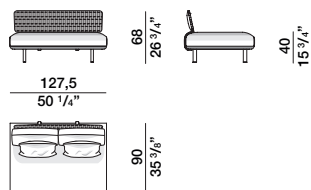


**Lumbar cushions
SCP60**



Central element

SCN12



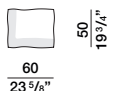
waterproof cover XSCN12

suggested cushions

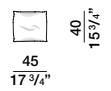
n. 2 back cushions 60X50 cm
n. 2 lumbar cushions 45X40 cm



**Back cushions
SCU60**

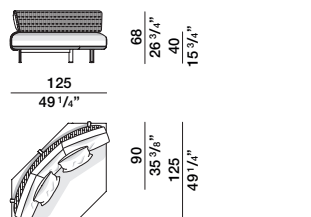


**Lumbar cushions
SCP45**



Corner element

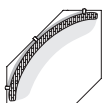
SAN12



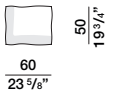
waterproof cover XSAN12

suggested cushions

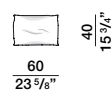
n. 3 back cushions 60X50 cm
n. 2 lumbar cushions 60X40 cm



**Back cushions
SCU60**



**Lumbar cushions
SCP60**



DATASHEET

REGISTERED
DESIGN

II.2024

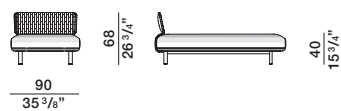
SWAY —
YABU
PUSHHELBERG
2024

DIMENSIONS

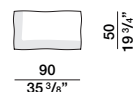
Lounger to be used
as a single element
in compositions such
as the chaise longue

suggested cushions
n. 1 back cushion 90X50 cm
n. 1 lumbar cushion 60X40 cm

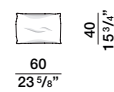
SLT17



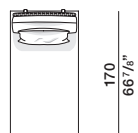
Back cushions
SCU90



Lumbar cushions
SCP60



Molteni & C | OUTDOOR



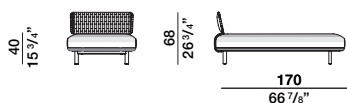
waterproof cover XSLT17

5—
6

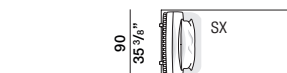
Island to use
exclusively in sofa
compositions, respecting
the direction as in the
model (right or left)

suggested cushions
n. 1 back cushion 90X50 cm
n. 1 lumbar cushion 60X40 cm

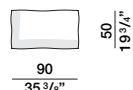
SIS17 dx-sx



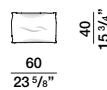
waterproof cover XSIS17



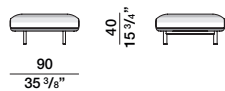
Back cushions
SCU90



Lumbar cushions
SCP60



Pouf
SPF09



waterproof cover XSPF09

DATASHEET

REGISTERED
DESIGN

II.2024

SWAY —
YABU
PUSHHELBERG
2024

DIMENSIONS

Notes

- ▶ No reductions of any kind or changes to the finish are possible.
- ▶ Models **STV14-STV14G-STV14T** provided only with teak feet.

When ordering

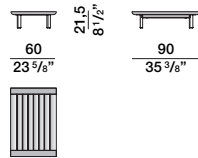
Always specify the finish of the feet.

Molteni & C | OUTDOOR

6—
6

Coffee table teak

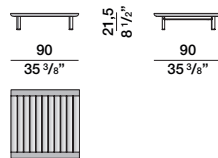
STV06



waterproof cover XSTV06

Coffee table teak

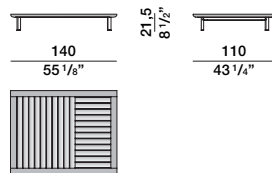
STV09



waterproof cover XSTV09

Coffee table teak

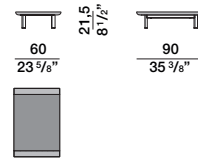
STV14



waterproof cover XSTV14

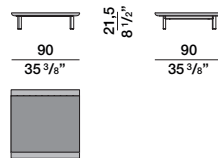
Coffee table complete with stoneware top

STV06G



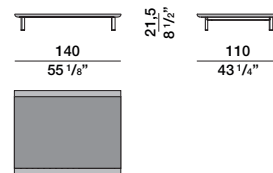
Coffee table complete with stoneware top

STV09G



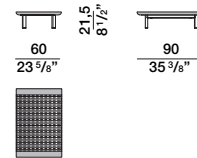
Coffee table complete with stoneware top

STV14G



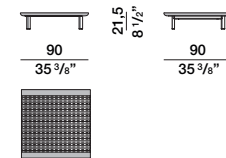
Coffee table complete with tatami top

STV06T



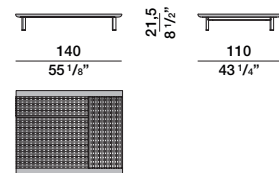
Coffee table complete with tatami top

STV09T



Coffee table complete with tatami top

STV14T



DATASHEET

REGISTERED
DESIGN

II.2024