



SUMO PANCA

design Piero Lissoni

Bench available in the 195x64 cm size, consisting of a tubular steel supporting structure with a 20x30 mm section, painted with epoxy powders in gunmetal grey and with a bevelled top in 20 mm thick MDF veneered and edged in Canaletto walnut essence and finished with water-based acrylic varnish; bevelling and base always in matt black lacquer.

Single steel feet \varnothing 25 mm h.21 cm, painted with gunmetal grey epoxy


powders. Floor support guaranteed by PVC supports with interchangeable feet (in black PVC or felt) depending on the floor. Cushions with central stitched stitching available, in the dimensions 195x64 cm and 144x96 cm; padding in differentiated density polyurethane foam and non-slip cotton fabric base. Upholstery in leather or fabric, both fully removable by means of zips and Velcro straps.

Top



Canaletto
Walnut

Feet and Bracket

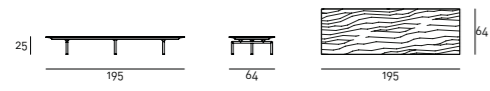


Steel with
Gunmetal Grey
Coating

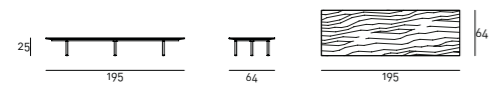
Note

On request it's possible to order the bench with a bracket-feet made of \varnothing 25 mm h.21 cm tubular steel painted with gunmetal grey epoxy powders.

Technical Drawings
Bench with Bracket



Bench with feet



Seat Cushion

