


skram

skramfurniture.com



lineground lowdown media unit

L29 / L30




Lineground lowdown media units feature solid timber construction, mortise-and-tenon joinery, and mitered corners with matched seams/waterfall edges. Both standard models offer graduated maple drawers with cork bottoms and soft-closing runners and low-profile tab pulls. Doors flank the drawers. Cabinet areas have adjustable shelving. Custom sizes, configurations, and materials are available. Wire management and ventilation are standard. Residential or contract use.

skram


L29 width 66 / 168cm depth 20 / 51cm height 17 / 43cm

L30 width 84 / 213cm depth 20 / 51cm height 22 / 56cm


Timber



Cherry




Walnut



Whitewashed
Rift Sawn White
Oak




Ebonized Rift
Sawn White Oak




Natural Rift
Sawn White Oak

Leather


Character Grade



Character-Lond
on Tan



Character-Chest
nut




Character-Black

skram

Leather

Architectural Grade



BL 1924-Warm
Beige



BL 1923-Brown



BL 1919-Cream



BL1918-Medium
Grey



BL1915-Smoke