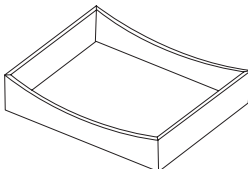
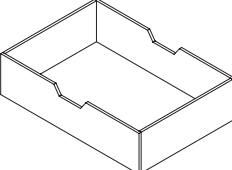
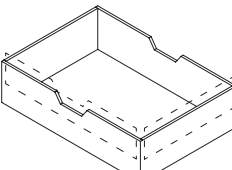


	I E D F	dimensioni dimension abmessungen dimension	spessore thickness stärke épaisseur	volume volume volumen volume	carico ammesso admitted load tragfähigkeit charge admise	peso weight gewicht poids
		cm	mm	m3	kg	kg
E		58 x 45 x h 25,5	12 / 15	0,080		16
						<ul style="list-style-type: none"> - Elemento: Terminale doppio - Component: Double Top Unit - Element: Doppeltes-endelement - Elément: Terminal double
L		58 x 45 x h 27	12 / 15	0,081		20
						<ul style="list-style-type: none"> - Elemento: Doppio con girevole rettangolare - Component: Double with rectang.revolv plate - Element: Doppeltes Elem. mit recht.drehb.Platte - Element: Double avec plateau pivot. rectang.
Q		58 x 45 x h 27	12 / 15	0,081		18
						<ul style="list-style-type: none"> - Elemento: Doppio con girevole circolare - Component: Double with round revolv plate - Element: Doppeltes Elem. mit rund. drehb.Platte - Element: Double avec plateau pivot. circ.

□ Vetro extrachiaro / extraclear glass / extrahelles Glas / Verre extra-claire

Cassetti / Drawer / Schublade / Tiroir

U		U 54,5 x 44,5 x h 12	wengè	0,068		5
			rovere sbiancato bleached oak gebleichtes Eichenolz rouvre blanchi	0,068		5
			noce canaletto canaletto walnut Walnuß canaletto noyer canaletto	0,068		5
			RAL	0,068		5
F		F 54,5 x 44,5 x h 12		0,068		5
						<ul style="list-style-type: none"> - Cassetto ciliegio - Drawer in cherry - Schublade in Kirsch - Tiroir en merisier
H		H 54,5 x 44,5 x h 12		0,068		5
						<ul style="list-style-type: none"> - Cassetto cuoio naturale o nero - Natural or black leather drawer - Schublade in Leder natur oder schwarz - Tiroir en cuir naturel ou noir