

## DOMINO NEXT — NICOLA GALLIZIA 2016

1—  
3



In his search for stylized forms and characterful materials, Nicola Gallizia develops a series of versatile and complementary units that can fit into each other or be set side by side, such as small oval tables, benches and poufs. They are made using and alternating steel, wood, stone, textiles and leather. Color, matter and form are the inspiration and the synthesis of the collection.

### DATASHEET

REGISTERED  
DESIGN

IV.2016

**FINISHES**

**SMALL TABLES AND BENCH  
STRUCTURE FINISHES**

pewter colour  
black chrome  
shiny chrome

**MARBLE SMALL TABLES  
TOP FINISHES**

white Carrara  
emperador dark  
black marquina  
Sahara noir

**WOODEN SMALL TABLES  
TOP FINISHES**

eucalyptus  
grey oak  
graphite oak

**GLASS TOP FINISHES**

coloured glass  
in the Molteni colour range  
etched coloured glass  
in the Molteni colour range

Available in fire-resistant version (TB117 and BS5852).

**TECHNICAL INFORMATION**

**SMALL TABLES STRUCTURE (CHROME AND/OR PAINTED VERSIONS)**  
Steel with non-slip plastic feet.

**WOODEN TOP**

Wooden particleboard faced with Eucalyptus (*Eucalyptus globulus*) or Oak (*Quercus*) veneer painted in colours from the “Molteni Range”.

**MARBLE TOP**

Marble in Range finishes with anti-stain, water-repellent treatments.

**GLASS TOP**

Glass (th. 10mm), tempered coloured extralight or etched and coloured in the colours available in the “Molteni Range”.

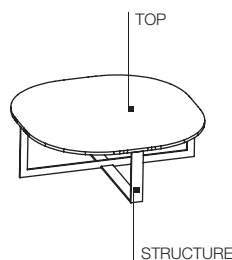
**POUF**

Solid firwood (*Picea abies*) and plywood frame, padded with foam polyurethane in various densities. Light velvet cover and plastic feet.

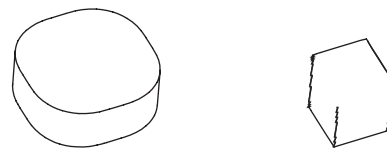
**OUTER COVERING**

See card attached, specific to each cover.

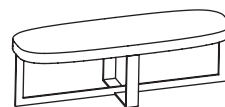
**SMALL TABLES**



**POUF**



**BENCH**



**DATASHEET**

REGISTERED  
DESIGN

IV.2016

**DIMENSIONS**

**small tables**

**H 450 - H 17 3/4"**  
W 450 D 450  
W 17 3/4" D 17 3/4"



**DTA1**

W 600 D 600  
W 23 5/8" D 23 5/8"  
3 legs



**DTA2**

W 600 D 600  
W 23 5/8" D 23 5/8"  
4 legs



**DTA3**

**small tables**

**H 390 - H 15 3/8"**  
W 900 D 900  
W 35 3/8" D 35 3/8"



**DTA4**

W 1200 D 1200  
W 47 1/4" D 47 1/4"



**DTA5**

W 1400 D 700  
W 55 1/8" D 27 1/2"



**DTA6**

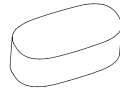
**pouf**

**H 350 - H 13 3/4"**  
W 450 D 450  
W 17 3/4" D 17 3/4"



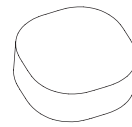
**DPU01**

W 900 D 450  
W 35 3/8" D 17 3/4"



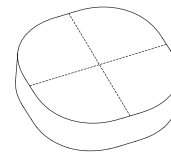
**DPU02**

W 900 D 900  
W 35 3/8" D 35 3/8"



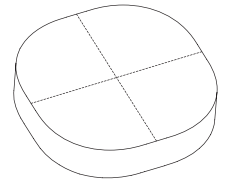
**DPU03**

W 1200 D 1200  
W 47 1/4" D 47 1/4"



**DPU04**

W 1500 D 1500  
W 59" D 59"



**DPU05**

**pouf**

**H 350 - H 13 3/4"**  
W 450 D 450  
W 17 3/4" D 17 3/4"



**DPU11**

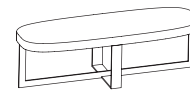
**H 430 - H 16 7/8"**  
W 450 D 450  
W 17 3/4" D 17 3/4"



**DPU12**

**bench**

**H 420 - H 16 1/2"**  
W 1400 D 400  
W 55 1/8" D 15 3/4"



**DPA1**

Molteni & C

3—  
3

**DATASHEET**

REGISTERED  
DESIGN

IV.2016

# Molteni & C

## FINISHES MOLTENI&C RANGE

IX.2017


	MATT LACQUER	GLOSSY LACQUER	COLOURED GLASS	ETCHED COLOURED GLASS	PLASTER LACQUERED CARTAPAGLIA LACQUERED <i>only Gliss Master</i>	STOPSOL GLASS TRANSPARENT STOPSOL GLASS
CHALK WHITE	•	•	•	•	•	
IVORY	•				•	
PEARL	•	•	•	•	•	
SILICA	•	•	•	•	•	
SAND	•	•	•	•	•	
PLATINUM	•	•	•	•	•	
DUNE	•	•	•	•	•	
CLAY	•	•	•	•	•	
DOLOMITE GREY	•	•	•	•	•	
RUST	•	•	•	•	•	
RUBY	•	•	•	•	•	
CARAMEL	•	•	•	•	•	
MOKA	•	•	•	•	•	
MUSTARD	•	•	•	•	•	
CADMIUM	•	•	•	•	•	
LIGHT BLUE GREY	•	•	•	•	•	
LEAD	•	•	•	•	•	
ANTHRACITE	•	•	•	•	•	
BLACK	•	•	•	•	•	
STOPSOL						•
LESSLESS RED	•					
<i>only matt lacquer</i>						

# Molteni & C





## FINISHES MOLTENI&C RANGE

IX.2017




### WOODS



### MARBLES



### METAL PARTS



DWELL  
DOOR FRAME, TRACK COVERING PROFILES



The finishes shown are indicative and refer to the entire production range. We recommend that you consult the "Colour Range" samples which shown the complete range of finishes, including those not shown here. Molteni&C reserves the right to modify the range without warning.



# Molteni & C

## FINISHES MOLTENI&C RANGE


IX.2017

### MELAMINE FRONT GLISS MASTER

CARTAPAGLIA WHITE



CARTAPAGLIA ANTHRACITE



CARTAPAGLIA SILICA



GRAFFIATO SILICA



GRAFFIATO BRONZE



### MELAMINE STRUCTURE GLISS MASTER

WHITE SHANTUNG




GREY SHANTUNG




### MELAMINE STRUCTURE GLISS MASTER, MASTER DRESSING, GLISS WALK-IN

SILVER CEMBRAN



LARIX DARK



### ECO SKIN GLISS MASTER, MASTER DRESSING

IVORY




HEMP



MINK



DARK BROWN



GREY



### PLASTER GLISS MASTER FRONT

SILICA



### MELAMINE STRUCTURE GLISS MASTER, MASTER DRESSING

RAFFIA



### FINE GRAIN GLISS MASTER, MASTER DRESSING

FINE GRAIN

