

Molteni & C

BARBICAN — RODOLFO DORDONI 2018

1—
3



“Barbican” is a complete programme of chairs with essential lines, a combination of aesthetics, tradition and modernity. Carefully studied details and delicate but clear lines convey the impact of captivating charm, and evoke strong feelings about this project with a decisively contemporary look. The surprising aesthetic balance between the different bases and seats in two configurations, with or without armrests, emerges from the reduction of all superfluous elements and the proportioned construction of individual components. Structural elements give the volumes an image of lightness and sobriety. Care of materials and attention to detail in these chairs have redesigned the proportions elegantly. Harmonious proportions, materials and refined processes, attention to detail, individual elements in this project contribute to creating a calibrated blend of lines and volumes. Sophisticated in their simplicity, this series of chairs marks the return to a traditional design language that blends aesthetic quality and emotional comfort.

DATASHEET

REGISTERED
DESIGN

IX.2018

CASA
DESIGN
GROUP

living
outdoor
contract

FINISHES

COVERS

Fully removable covers in all versions.

We suggest consulting expert personnel in order to avoid damaging the product and the individual components.

Available in fire-resistant version (TB117 and BS5852).

WOOD BASE FINISHES

Solid wood stained:

eucalyptus - grey oak - graphite oak - black oak - walnut

BASE FINISHES

Die cast aluminium, painted pewter colour - Metal pipe, painted pewter colour

TECHNICAL INFORMATION

BACKREST BODY STRUCTURE

Compact polyurethane with polyurethane infill.

Cover in cotton/polyester fibre.

SEAT BODY STRUCTURE (CHAIR AND CHAIR WITH ARMRESTS)

Compact moulded polyurethane, with flexible cold-moulded polyurethane foam.

Cover in cotton/polyester fibre.

BASES

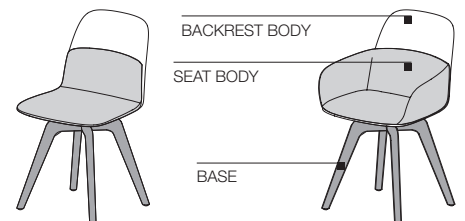
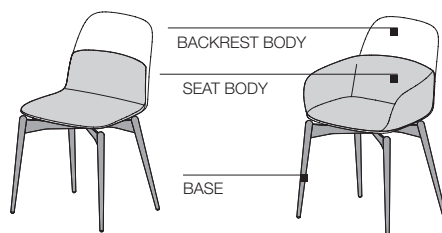
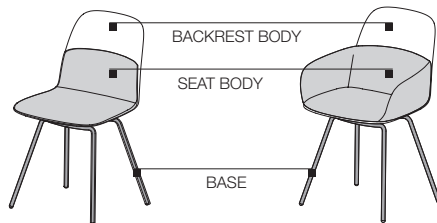
Laser cut, welded and painted steel. Feet tips in non-slip plastic.

Solid ash wood stained in the Molteni range colours. Feet tips in non-slip plastic.

Die-cast aluminium elements assembled with thermosetting resins. Feet tips in non-slip plastic.

REMOVABLE OUTER COVER

(See enclosed label, specific to the cover in question).



DATASHEET

REGISTERED
DESIGN

IX.2018

CASA
DESIGN
GROUP

living
outdoor
contract

DIMENSIONS

When ordering,
specify in this sequence:
1- Type of base and finish
2- Seat shell cover
3- Backrest shell cover

Molteni & C

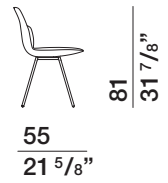
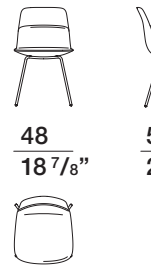
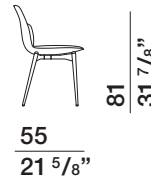
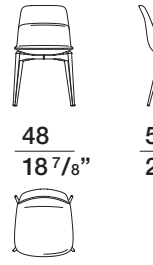
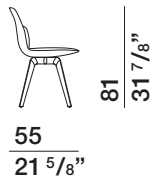
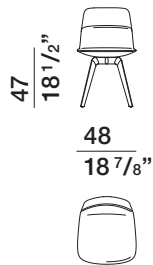
3—
3

chair

BSE1
wood
base

BSE2
base
aluminium
die-cast

BSE3
base
pipe metal

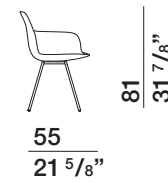
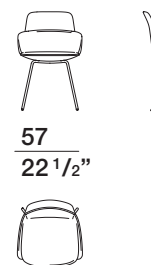
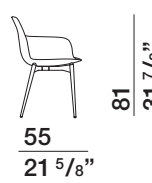
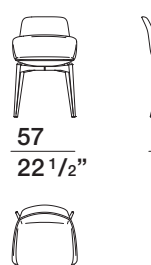
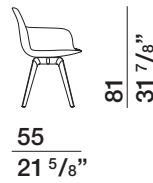
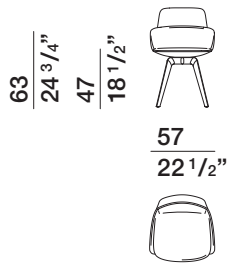


chair with arms

BSB1
wood
base

BSB2
base
aluminium
die-cast

BSB3
base
pipe metal



DATASHEET

REGISTERED
DESIGN

IX.2018

Molteni & C

**FINISHES
MOLTENI&C
RANGE**
IX.2018


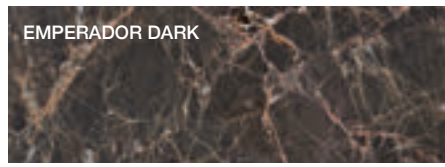





	MATT LACQUER	GLOSSY LACQUER	COLOURED GLASS	ETCHED COLOURED GLASS	CARTAPAGLIA LACQUERED <i>only Gliss Master</i>	STOPSOL GLASS TRANSPARENT STOPSOL GLASS
CHALK WHITE	•	•	•	•	•	
PEARL	•	•	•	•	•	
SILICA	•	•	•	•	•	
SAND	•	•	•	•	•	
DOVE GREY	•	•	•	•	•	
PLATINUM	•	•	•	•	•	
DUNE	•	•	•	•	•	
CLAY	•	•	•	•	•	
DOLOMITE GREY	•	•	•	•	•	
COPPER	•	•	•	•	•	
RUST	•	•	•	•	•	
RUBY	•	•	•	•	•	
CARAMEL	•	•	•	•	•	
MOKA	•	•	•	•	•	
MUSTARD	•	•	•	•	•	
LIGHT BLUE GREY	•	•	•	•	•	
PEWTER COLOUR	•	•	•	•	•	
ANTHRACITE	•	•	•	•	•	
BLACK	•	•	•	•	•	
STOPSOL						•
LESSLESS RED	•					
<i>only matt lacquer</i>						

The finishes shown are indicative and refer to the entire production range. We recommend that you consult the "Colour Range" samples which shown the complete range of finishes, including those not shown here. Molteni&C reserves the right to modify the range without warning.



WOODS

MARBLES

METAL PARTS



DWELL
DOOR FRAME, TRACK COVERING PROFILES



MELAMINE FRONT
GLISS MASTER

CARTAPAGLIA WHITE

CARTAPAGLIA ANTHRACITE

CARTAPAGLIA SILICA

GRAFFIATO SILICA

GRAFFIATO BRONZE

SILK DOVE GREY

SILK SILICA

SILK CHALK WHITE

MELAMINE STRUCTURE
GLISS MASTER

WHITE SHANTUNG

GREY SHANTUNG

MELAMINE STRUCTURE
GLISS MASTER, MASTER DRESSING,
GLISS WALK-IN

SILVER CEMBRAN

LARIX DARK

MELAMINE STRUCTURE
GLISS MASTER, MASTER DRESSING

WHITE

ECO SKIN

IVORY

HEMP

MINK

DARK BROWN

GREY

FINE GRAIN

FINE GRAIN