

Molteni & C

ARC — FOSTER + PARTNERS 2010

1—
2



The table Arc embodies the innovative concepts which distinguish it. The base shape is inspired by the technostructures currently used in modern building: a new “light” cement which mixes colour and a special fibrous material obtaining resistant structures with a low specific weight. Printed in a single block and dyed. It allows the manufacture of complex shapes, the Arc table combines the structural characteristics of strength and elasticity with innovative concepts such as complete recyclability and low environmental impact of the production cycle.

FEATURES

A series of tables that stand out due to the base's tent-like structure which uses an innovative mix of cement and fibre, moulded in a single block and mass coloured. This material permits the creation of complex shapes combining resistance and elasticity with innovative concepts such as the fact that the material can be totally recycled and its manufacture is of low environmental impact.

ELLE DECOR Design Award, 2011

DATASHEET

REGISTERED
DESIGN

V.2017

FINISHES

BASE FINISHES

white - grey - bronze - black

TOP FINISHES

extralight transparent glass - black marquina marble - white Carrara marble - emperador dark marble - orient grey marble - Sahara noir marble

The top of extra-light transparent tempered glass, th 12 mm is always with bevel - except for articles **ATO2 - ATO5**.

A certain amount of irregularities (small fissures) could be expected on the marble top th 20 mm. Such irregularities are inherent to types of the marble used.

TECHNICAL INFORMATION

BASE

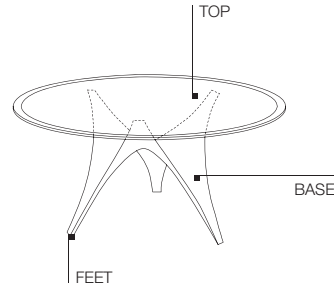
In cement and organic fibre composite, moulded in a single block and coloured during mixing.

TOP

Extra clear, tempered, transparent glass, 12 mm th, with bevelled edge (excepting ATO2 and ATO5), or in marble, 20 mm th., in the range of finishes with anti-stain, water-repellent treatment.

FEET

In non slip plastic material.



DIMENSIONS

round tables

ø 1300 H 730
ø 51 1/8" H 28 3/4"



ATT1

ø 1400 H 730
ø 55 1/8" H 28 3/4"



ATT2

ø 1500 H 730
ø 59" H 28 3/4"



ATT3

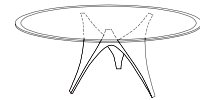
ø 1600 H 730
ø 63" H 28 3/4"



ATT4

oval table

W 1800 D 1200 H 730
W 70 7/8" D 47 1/4" H 28 3/4"



AT03

W 2000 D 1300 H 730
W 78 3/4" D 51 1/8" H 28 3/4"



AT01

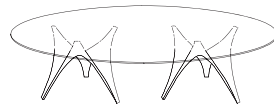
W 2200 D 1400 H 730
W 86 5/8" D 55 1/8" H 28 3/4"



AT04

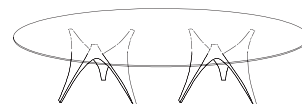
oval table

W 2600 D 1400 H 730
W 102 3/8" D 55 1/8" H 28 3/4"



AT05

W 3000 D 1400 H 730
W 118 1/8" D 55 1/8" H 28 3/4"



AT02

DATASHEET

REGISTERED
DESIGN

V.2017

Dimensions in millimeters and inches. The right to discontinue and make changes is reserved. This information is based on the latest product information available at the time of printing.

Molteni & C

FINISHES MOLTENI&C RANGE

IX.2017


	MATT LACQUER	GLOSSY LACQUER	COLOURED GLASS	ETCHED COLOURED GLASS	PLASTER LACQUERED CARTAPAGLIA LACQUERED <i>only Gliss Master</i>	STOPSOL GLASS TRANSPARENT STOPSOL GLASS
CHALK WHITE	•	•	•	•	•	
IVORY	•				•	
PEARL	•	•	•	•	•	
SILICA	•	•	•	•	•	
SAND	•	•	•	•	•	
PLATINUM	•	•	•	•	•	
DUNE	•	•	•	•	•	
CLAY	•	•	•	•	•	
DOLOMITE GREY	•	•	•	•	•	
RUST	•	•	•	•	•	
RUBY	•	•	•	•	•	
CARAMEL	•	•	•	•	•	
MOKA	•	•	•	•	•	
MUSTARD	•	•	•	•	•	
CADMIUM	•	•	•	•	•	
LIGHT BLUE GREY	•	•	•	•	•	
LEAD	•	•	•	•	•	
ANTHRACITE	•	•	•	•	•	
BLACK	•	•	•	•	•	
STOPSOL						•
LESSLESS RED	•					
<i>only matt lacquer</i>						

Molteni & C






FINISHES MOLTENI&C RANGE

IX.2017


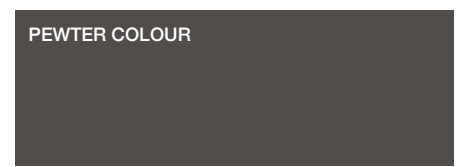

WOODS




MARBLES



METAL PARTS



DWELL
DOOR FRAME, TRACK COVERING PROFILES



The finishes shown are indicative and refer to the entire production range. We recommend that you consult the "Colour Range" samples which shown the complete range of finishes, including those not shown here. Molteni&C reserves the right to modify the range without warning.

Molteni & C

FINISHES MOLTENI&C RANGE


IX.2017

MELAMINE FRONT GLISS MASTER

CARTAPAGLIA WHITE



CARTAPAGLIA ANTHRACITE



CARTAPAGLIA SILICA



GRAFFIATO SILICA



GRAFFIATO BRONZE



MELAMINE STRUCTURE GLISS MASTER

WHITE SHANTUNG




GREY SHANTUNG




MELAMINE STRUCTURE GLISS MASTER, MASTER DRESSING, GLISS WALK-IN

SILVER CEMBRAN



LARIX DARK



ECO SKIN GLISS MASTER, MASTER DRESSING

IVORY




HEMP



MINK



DARK BROWN



GREY



PLASTER GLISS MASTER FRONT

SILICA



MELAMINE STRUCTURE GLISS MASTER, MASTER DRESSING

RAFFIA



FINE GRAIN GLISS MASTER, MASTER DRESSING

FINE GRAIN

