



Table with solid wood top in glued lists, with natural sides, in combination with iron legs. The extra version is characterised by a 6,5 cm thick top.

CODE	SIZE	BASE	A1
NAT-NEWTON EXTRA-NS2	W.200 x D.100 x H.75	B2	■
		B3	■
NAT-NEWTON EXTRA-NS3	W.220 x D.100 x H.75	B2	■
		B3	■
NAT-NEWTON EXTRA-NS4	W.240 x D.100 x H.75	B2	■
		B3	■
NAT-NEWTON EXTRA-NS5	W.260 x D.100 x H.75	B2	■
		B3	■
NAT-NEWTON EXTRA-NS6	W.280 x D.100 x H.75	B2	■
		B3	■

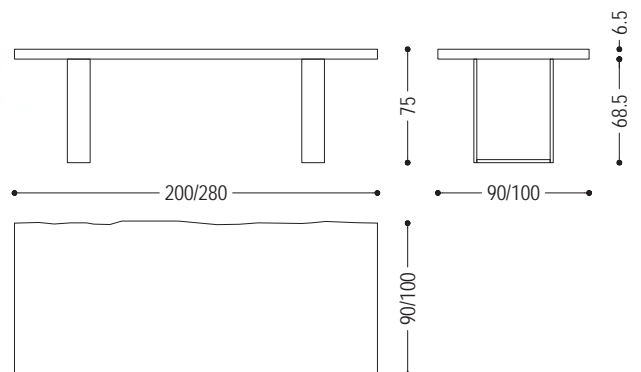
AVAILABLE FINISHES:

A1: walnut with knots

B2: lacquered iron: iron dust, RAL (only selected colours)

B3: lacquered iron matt brushed effect: aged bronze, stainless steel, titanium

DETAIL: TOP EXTRA WITH NATURAL SIDES



WOOD


A1




walnut with knots

IRON

B2




lacquered iron:
iron dust



ferro laccato:
RAL - 1013_OYSTER WHITE



ferro laccato:
RAL - 3020_TRAFFIC RED




ferro laccato:
RAL - 7035_LIGHT GREY




ferro laccato:
RAL - 7037_DUSTY GREY



ferro laccato:
RAL - 8019_GREY BROWN




ferro laccato:
RAL - 9001_CREAM WHITE



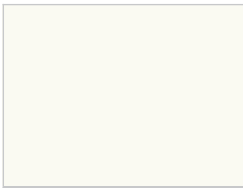
ferro laccato:
RAL - 9002_GREY WHITE



ferro laccato:
RAL - 9005_JET BLACK



ferro laccato:
RAL - 9010_PURE WHITE



ferro laccato:
RAL - 9016_TRAFFIC WHITE

B3



lacquered iron, matt brushed effect:
aged bronze



lacquered iron, matt brushed effect:
stainless steel



lacquered iron, matt brushed effect:
titanium