

Plec

by ANTONI PALLEJÀ OFFICE

Plec is a collection of coffee and side tables that are as happy together as they are alone. With their accordion-shaped legs, all three Plec tables (large - 115 x 60 cm, medium - 70 x 70 cm and small - 37.5 x 37.5 cm), love creating light and shade effects at any time of day.

The Plec table collection fits perfectly into any setting and space, whether as a coffee table in front of the sofa, as a bedside table, as a corner table in a reception area or waiting room, or in your garden surrounded by plants and flowers. That's right, the Plec table is also suitable for outdoor use thanks to the cataphoretic coating process applied to the steel.

The Plec table is one of those products that achieves the perfect combination of simple design, bags of personality, functionality and toughness.

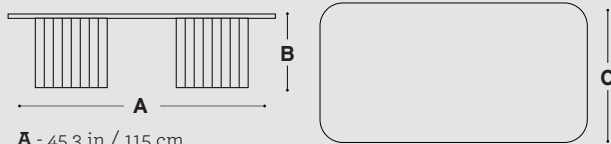
“The Plec table collection loves playing with light and shadows whatever the time of the day.”



Plec

Dimensions:

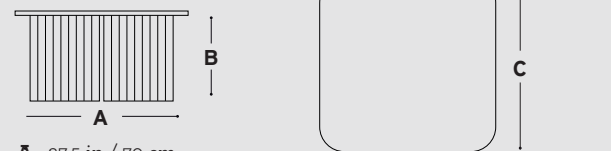
LARGE



A - 45.3 in / 115 cm
B - 11.8 in / 30 cm
C - 23.5 in / 60 cm

Weight: 52.5 lb / 23,8 kg

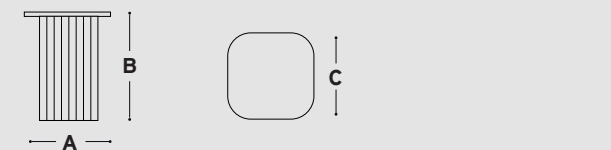
MEDIUM



A - 27.5 in / 70 cm
B - 14 in / 35,6 cm
C - 27.5 in / 70 cm

Weight: 52.5 lb / 23,8 kg

SMALL



A - 14.8 in / 37,5 cm
B - 18 in / 45,5 cm
C - 14.8 in / 37,5 cm

Weight: 18.3 lb / 8,3 kg

Gross dimensions:

LARGE: 47 x 25,6 x 13,8 in / 120 x 65 x 35 cm
MEDIUM: 30 x 30 x 15,7 in / 75 x 75 x 40 cm
SMALL: 15,7 x 15,7 x 6,3 in / 40 x 40 x 16 cm

Gross weight:

LARGE: 61,7 lb / 28 kg
MEDIUM: 53 lb / 24 kg
SMALL: 22 lb / 10 kg

Materials:

STRUCTURE: Steel with cataphoretic coating process with polyester paint.

TOP: Steel with cataphoretic coating process with polyester paint or marble.

tables



STEEL



MARBLE



CASA
DESIGN
GROUP

living
outdoor
contract