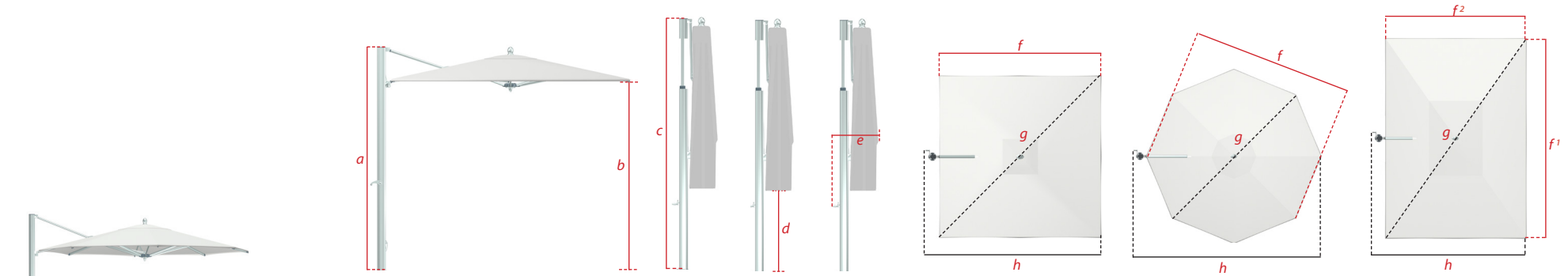





ocean master & plantation MAX single cantilever

“easy drive” crank w/ telescoping mast



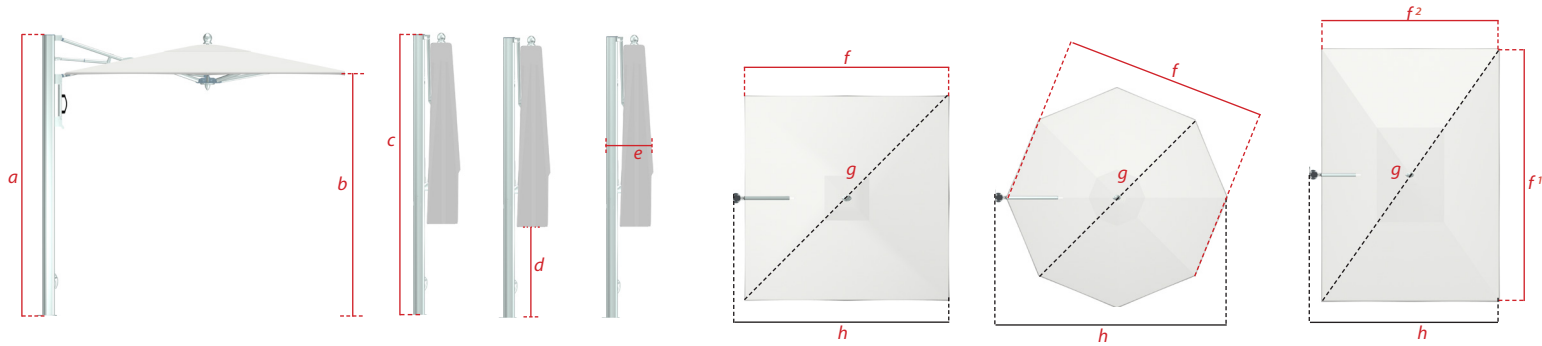
| | | mast height (open position) | canopy clearance | mast height (telescope closed position) | table clearance (telescope) | closed parasol width (closed include crank handle) | flat to flat | point to point | parasol width (open – include crank handle) |
|---|-----------------------------|--------------------------------|---------------------|---|--------------------------------|---|--|----------------|---|
| | sizes [ft/m] | a (in/cm) | b (in/cm) | c (in/cm) | d (in/cm) | e (in/cm) | f (in/cm) | g (in/cm) | h (in/cm) |
| MAX cantilever square  | 8.0' / 2.45 | 102 / 259 | 87.5 / 222 | 122.75 / 312 | 53.5 / 136 | 25.5 / 65 | 95.5 / 243 | 134 / 340 | 107.5 / 273 |
| | 10.0' / 3.0 | 102 / 259 | 84.5 / 215 | 128 / 325 | 40.5 / 103 | 22.5 / 57 | 120.5 / 306 | 168 / 427 | 130.25 / 331 |
| | 12.0' / 3.65 | 108 / 274 | 81.5 / 207 | 130.5 / 331 | 31.5 / 80 | 23.5 / 60 | 143 / 363 | 201 / 511 | 154.5 / 392 |
| | 13.0' / 4 | 112 / 284 | 91.5 / 232 | 144.5 / 367 | 31.5 / 80 | 25 / 64 | 152.5 / 386 | 215 / 546 | 163.5 / 415 |
| octagon  | 9.0' / 2.75 | 102 / 259 | 84 / 213 | 127.5 / 324 | 63 / 160 | 26.5 / 67 | 103 / 262 | 110 / 279 | 120.5 / 306 |
| | 11.0' / 3.4 | 102 / 259 | 80 / 203 | 132.5 / 337 | 54 / 137 | 25 / 64 | 121 / 307 | 132 / 335 | 142.5 / 362 |
| | 13.0' / 4.0 | 106 / 269 | 88 / 224 | 139.5 / 354 | 51.5 / 131 | 27.5 / 70 | 142 / 361 | 153.5 / 390 | 164 / 417 |
| rectangle  | 8.0' x 12.0' 2.45 x 3.65 | 99 / 251 | 84.5 / 215 | 118 / 300 | 32 / 81 | 22.5 / 57 | f ¹ X f ² 145 X 97 / 368.3 X 245 | 174 / 442 | 100 / 254 |
| | 10.0' x 14.0' 3.0 x 4.25 | 106 / 269 | 89 / 226 | 129.5 / 329 | 28.5 / 72 | 21.5 / 55 | f ¹ X f ² 171 X 120 / 434 X 305 | 208.5 / 530 | 130.5 / 331 |




Dimension Tolerances ± 2"
 Dimensions shown correspond to indicated lift system
 Options are subject to change without notice
 Some options are only available in certain sizes and shapes

2" security base stem height not included

ocean master & plantation MAX single cantilever

auto-lift assist piston system



| | | mast height (open position) | canopy clearance | mast height (closed position) | table clearance (gas piston) | parasol width (closed) | flat to flat | point to point | parasol width (open) |
|--|---------------------------|--------------------------------|------------------|----------------------------------|---------------------------------|---------------------------|--|----------------|-------------------------|
| MAX cantilever | sizes [ft/m] | a (in/cm) | b (in/cm) | c (in/cm) | d (in/cm) | e (in/cm) | f (in/cm) | g (in/cm) | h (in/cm) |
| square  | 8.0' / 2.45 | 106.25 / 270 | 90 / 229 | 107.25 / 272 | 37.5 / 95 | 18 / 45.72 | 95.5 / 243 | 134 / 340 | 104.25 / 265 |
| | 10.0' / 3.0 | 106.25 / 270 | 87.5 / 222 | 106.25 / 270 | 18.75 / 48 | 15 / 38.1 | 120.5 / 306 | 168 / 427 | 127 / 323 |
| octagon  | 9.0' / 2.75 | 105 / 267 | 87 / 221 | 105 / 267 | 41 / 104 | 19 / 48.26 | 103 / 262 | 110 / 279 | 117.25 / 298 |
| | 11.0' / 3.4 | 106.75 / 271 | 86.5 / 220 | 112 / 284 | 28.5 / 72 | 17.5 / 44.45 | 121 / 307 | 132 / 335 | 139.25 / 354 |
| rectangle  | 8.0' x 12.0' 2.45m x 3.65 | 106.25 / 270 | 90.5 / 230 | 110 / 279 | 21 / 53 | 15 / 38.1 | f ¹ X f ² 145 X 96.5 368 X 245 | 174 / 442 | 96.75 / 246 |

Dimension Tolerances ± 2"
 Dimensions shown correspond to indicated lift system
 Options are subject to change without notice
 Some options are only available in certain sizes and shapes

2" security base stem height not included

ocean master & plantation MAX single cantilever (cont.)

vent and pocket options



single vent
contrasting pockets
contrasting pockets and vent

profile options



market
fishtail*
valance straight
valance scalloped

panel options



single solid color
alternating panels
alternating panel & alternating valance
alternating panel and matching valance

canopy options



binding
accent border

lifting system options



crank system
† auto lift assist system (no telescoping)


finial



MAX acorn aluminum

finish options

standard



polished aluminum

powder coat



textured bright white
sea shell white
espresso
ash grey
hammered bronze
jet black

aluma-TEAK



natural
java
weathered
aspen white

Dimension Tolerances +.2"
Dimensions shown correspond to indicated lift system
Options are subject to change without notice
Some options are only available in certain sizes and shapes