



MOON COFFEE TABLE

design Mist-o

Series of coffee tables in different heights and diameters consisting of cylinders and semi-cylinders, with fixed and opening elements, in 7mm thick curved plywood veneered in natural or charcoal-dyed oak, with water-based acrylic painting finishing. Base, internal compartments and top in 15mm thick MDF, oak veneered; removable swivelling components of different capacities, in matt black painted MDF.

Moon Eclipse: coffee table consisting of two elements, one fixed Ø105cm h.25cm to which is joint a second one Ø40cm h.40cm with an opening portion equipped with a swivelling and removable tray – suitable for storing bottles and glasses – with wheels. The two portions are joined together by means of hinge and the closure is guaranteed by magnets integrated inside the structure.


Moon Satellite: element of Ø40cm h.57cm on wheels, consisting of a fixed portion with a stabilizer fixed inside the base and an opening portion consisting of two compartments of different heights and capacities that can be opened up to a maximum of 90° – 100°. The two portions (fixed and openable) are joined together by adjustable means of hinge and the closure is guaranteed by magnets integrated inside the supporting structure. Available in both right and left version.

Full Moon: coffee table of Ø70cm h.33cm, with top consisting of a fixed portion and a flap door, joined by means of hinge with opening at 180°. The internal compartment is equipped by a rotating component with 3 compartments of different capacity.

Structure



Natural Oak



Charcoal-dyed
Oak

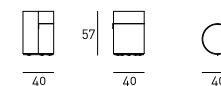
Internal Compartments



Lacquered Matt
Black

Technical Drawings Coffee Table

Moon Satellite



Closed

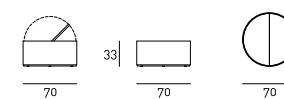


Open



SX DX

Full Moon



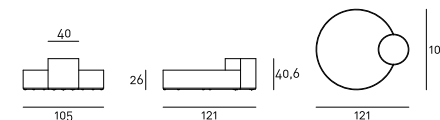
Closed



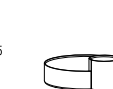
Open



Moon Eclipse



Closed



Open

