

INFINITY

TAVOLO | TABLE

Design S. Bigi

2009



INFINITY 1 BASE C

Design S. Bigi

TAVOLO | TABLE

2009

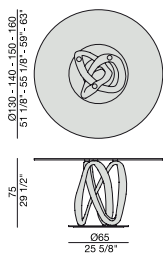
Tavolo da pranzo con base centrale in massello di noce canaletta o frassino montata su una piastra in metallo e piano in cristallo temperato (spessore mm.12).

Dining-table with base in solid canaletta walnut or ash fixed on a metal ring and tempered glass top (thickness mm. 12).

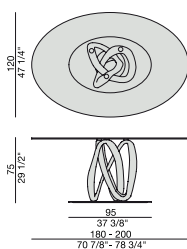
Ess-Tisch mit Gestell aus massivem Nussbaum Canaletta oder Esche auf eine Metallplatte und ESG-Glasplatte (Stärke mm. 12).

Table à manger avec piétement en noyer canaletta ou frêne massif fixé sur une plaque en métal et plateau en verre trempé (épaisseur mm. 12).

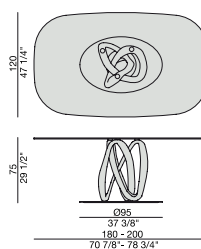
Mesa de comedor con base de nogal canaletta o fresno macizo montada sobre de un disco de metal y tapa en cristal templado (espesor mm. 12).



TONDO 1 BASE C



ELLITTICO 1 BASE C



OVALE 1 BASE C

INFINITY 2 BASI C

Design S. Bigi

TAVOLO | TABLE

2009

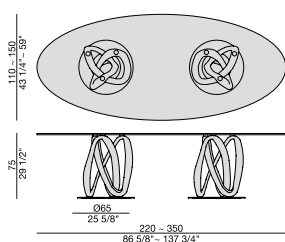
Tavolo da pranzo con due basi in massello di noce canaletta o frassino montate su piastre in metallo e piano in cristallo temperato (spessore mm. 12).

Dining-table with two bases in solid canaletta walnut or ash fixed on metal rings and tempered glass top (thickness mm. 12).

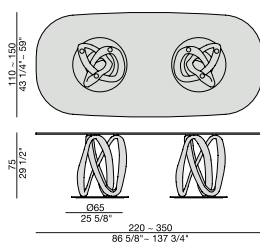
Ess-Tisch mit zwei Gestellen aus massivem Nussbaum Canaletta oder Esche auf Metallplatten und ESG-Glasplatte (Stärke mm. 12).

Table à manger avec deux piétements en noyer canaletta ou frêne massif fixés sur plaques en métal et plateau en verre trempé (épaisseur mm. 12).

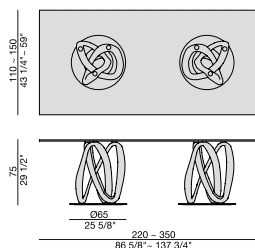
Mesa de comedor con dos bases de nogal canaletta o fresno macizo montadas sobre de discos de metal y tapa en cristal templado (espesor mm. 12).



ELLITTICO 2 BASI C



OVALE 2 BASI C



RETTANGOLARE 2 BASI C

INFINITY 1/2 BASI C

Design S. Bigi


TAVOLO | TABLE

2009


Essenze | Wood



FRASSINO NATURALE
Natural Ash




FRASSINO
Ash
tinto/stained moka




FRASSINO
Ash
tinto/stained
canaletta walnut



FRASSINO
Ash
tinto/stained wengé




FRASSINO
Ash
tinto/stained canapa



FRASSINO
Ash
tinto/stained caffè



NOCE CANALETTA
Canaletta Walnut




NOCE CANALETTA
Canaletta Walnut
tinto/stained moka



NOCE CANALETTA
Canaletta Walnut
tinto/stained wengé

Laccato opaco poro aperto/chiuso | Matt Lacquered open/closed pore



BIANCO
White
(RAL 9016)




AVORIO
Ivory
(RAL 1013)



ARGILLA
Argilla
(RAL 7006)



PIOMBO
Piombo
(NCS S5005G20Y)




NERO
Black
(RAL 9005)




GRANATA
Granata
(NCS S4050Y90R)



PISTACCHIO
Pistacchio
(PANTONE 5825)



AVIO
Avio
(PANTONE 5415)




IRON
Iron
(RAL 7011)



CIOCCOLATO
Chocolate
(RAL 8019)


Metallo | Metal



CROMATO
Chrome plated



GRIGIO PELTRO
Grey Pewter



CROMO NERO
Black Chromed

Cristallo | Glass



TRASPARENTE
Transparent



FUMÉ
Smoked

INFINITY 1 BASE L

Design S. Bigi

TAVOLO | TABLE

2009

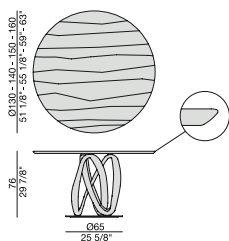
Tavolo da pranzo in massello di noce canaletta con base centrale montata su una piastra in metallo.

Dining-table in solid canaletta walnut with central base fixed on a metal ring.

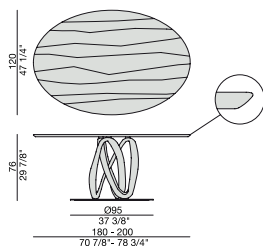
Ess-Tisch aus massivem Nussbaum Canaletta mit Gestell auf eine Metallplatte.

Table à manger en noyer canaletta massif avec piètement fixé sur une plaque en métal.

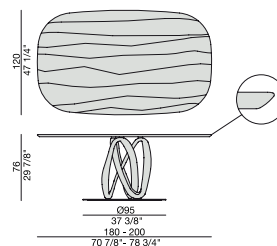
Mesa de comedor en nogal canaletta macizo con base montada sobre de un disco de metal.



TONDO 1 BASE L



ELLITTICO 1 BASE L



OVALE 1 BASE L

INFINITY 2 BASI L

Design S. Bigi

TAVOLO | TABLE

2009

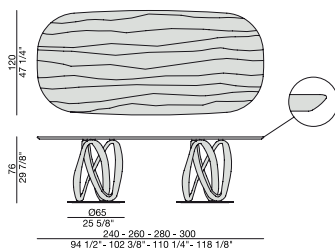
Tavolo da pranzo in massello di noce canaletta con base centrale montata su una piastra in metallo.

Dining-table in solid canaletta walnut with central base fixed on a metal ring.

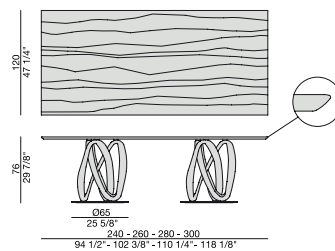
Ess-Tisch aus massivem Nussbaum Canaletta mit Gestell auf eine Metallplatte.

Table à manger en noyer canaletta massif avec piètement fixé sur une plaque en métal.

Mesa de comedor en nogal canaletta macizo con base montada sobre de un disco de metal.



OVALE 2 BASI L



RETTANGOLARE 2 BASI L

INFINITY 1/2 BASI L

Design S. Bigi

TAVOLO | TABLE

2009

Essenze | Wood



NOCE CANALETTA
Canaletta Walnut




NOCE CANALETTA
Canaletta Walnut
tinto/stained moka



NOCE CANALETTA
Canaletta Walnut
tinto/stained wengé

Laccato opaco poro chiuso | Matt Lacquered closed pore



BIANCO
White
(RAL 9016)



AVORIO
Ivory
(RAL 1013)



ARGILLA
Argilla
(RAL 7006)



PIOMBO
Piombo
(NCS S5005G20Y)




NERO
Black
(RAL 9005)




GRANATA
Granata
(NCS S4050Y90R)



PISTACCHIO
Pistacchio
(PANTONE 5825)



AVIO
Avio
(PANTONE 5415)




IRON
Iron
(RAL 7011)



CIOCCOLATO
Chocolate
(RAL 8019)


Metallo | Metal



CROMATO
Chrome plated



GRIGIO PELTRO
Grey Pewter



CROMO NERO
Black Chromed

INFINITY TONDO ROCK

Design S. Bigi

TAVOLO | TABLE

2009

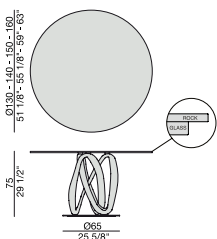
Tavolo da pranzo con base centrale in massello di noce canaletta o frassino montata su una piastra in metallo e piano in Rock (spessore mm. 6) con sottopiano di supporto in cristallo temperato (spessore mm. 10).

Dining-table with base in solid canaletta walnut or ash fixed on a metal ring and top in Rock (thickness mm. 6) with under-top in tempered glass (thickness mm. 10).

Ess-Tisch mit Gestell aus massivem Nussbaum Canaletta oder Esche auf eine Metallplatte und Platte aus Rock (Stärke mm. 6). Untere Platte aus Glas (Stärke mm. 10).

Table à manger avec piétement en noyer canaletta ou frêne massif fixé sur une plaque en métal et plateau en Rock (épaisseur mm. 6) avec sous-plateau en verre trempé (épaisseur mm. 10).

Mesa de comedor con base de nogal canaletta o fresno macizo montada sobre de un disco de metal y tapa en Rock (espesor mm. 6). Soporte para tapa en cristal templado (espesor mm. 10).



TONDO 1 BASE ROCK

INFINITY 2 BASI ROCK

Design S. Bigi

TAVOLO | TABLE

2009

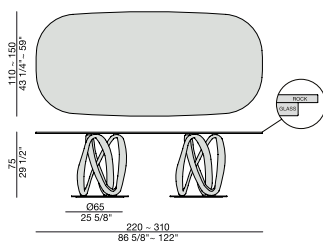
Tavolo da pranzo con due basi in massello di noce canaletta o frassino montate su piastre in metallo e piano in Rock (spessore mm. 6) con sottopiano di supporto in cristallo temperato (spessore mm. 10).

Dining-table with two bases in solid canaletta walnut or ash fixed on metal rings and top in Rock (thickness mm. 6) with under-top in tempered glass (thickness mm. 10).

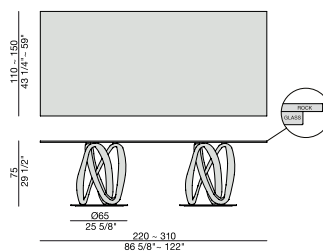
Ess-Tisch mit zwei Gestellen aus massivem Nussbaum Canaletta oder Esche auf Metallplatten und Platte aus Rock (Stärke mm. 6). Untere Platte aus Glas (Stärke mm. 10).

Table à manger avec deux piétements en noyer canaletta ou frêne massif fixés sur plaques en métal et plateau en Rock (épaisseur mm. 6) avec sous-plateau en verre trempé (épaisseur mm. 10).

Mesa de comedor con dos bases de nogal canaletta o fresno macizo montadas sobre de discos de metal y tapa en Rock (espesor mm. 6). Soporte para tapa en cristal templado (espesor mm. 10).



OVALE 2 BASI ROCK



RETTANGOLARE 2 BASI ROCK

INFINITY ROCK

Design S. Bigi


TAVOLO | TABLE

2009

Essenze | Wood



FRASSINO NATURALE
Natural Ash




FRASSINO
Ash
tinto/stained moka




FRASSINO
Ash
tinto/stained
canaletta walnut



FRASSINO
Ash
tinto/stained wengé




FRASSINO
Ash
tinto/stained canapa



FRASSINO
Ash
tinto/stained caffè



NOCE CANALETTA
Canaletta Walnut



NOCE CANALETTA
Canaletta Walnut
tinto/stained moka



NOCE CANALETTA
Canaletta Walnut
tinto/stained wengé

Laccato opaco poro aperto/chiuso | Matt Lacquered open/closed pore



BIANCO
White
(RAL 9016)




AVORIO
Ivory
(RAL 1013)



ARGILLA
Argilla
(RAL 7006)



PIOMBO
Piombo
(NCS S5005G20Y)




NERO
Black
(RAL 9005)




GRANATA
Granata
(NCS S4050Y90R)



PISTACCHIO
Pistacchio
(PANTONE 5825)



AVIO
Avio
(PANTONE 5415)



IRON
Iron
(RAL 7011)




CIOCCOLATO
Chocolate
(RAL 8019)


Rock | Rock



CALACATTA
Calacatta




EMPERADOR
Emperador



BLACK OXIDE
Black Oxide


Metallo | Metal



CROMATO
Chrome plated



GRIGIO PELTRO
Grey Pewter



CROMO NERO
Black Chromed