

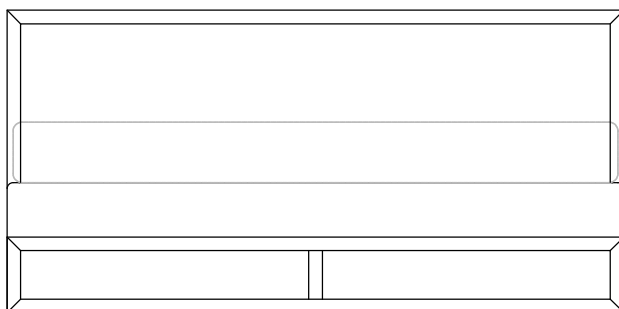
WIEN L



design by Ferruccio Laviani

WIEN L

design by Ferruccio Laviani



Letto matrimoniale dal segno geometrico con base imbottita e molleggiata. Telaio in massello di rovere, testata e giroletto rivestiti in tessuto o pelle.

Proposto in 3 versioni: solo letto senza testata, con testata a misura letto, con testata ampia. La versione con testata larga consente di inserire i comodini Wien, dal design coordinato.

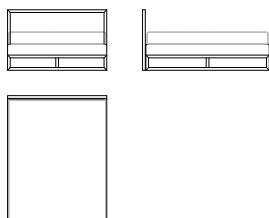
Double bed featuring a geometric sign, with padded and elasticized base. Solid oak frame, headboard and bedframe upholstered with leather or fabric.

3 versions are available: with no headboard, with the headboard of the same length as the bed, or with wide headboard. The wide-headboard version allows to add Wien bedside tables, featuring the same design.

Versione con testata dritta · Version with straight headboard

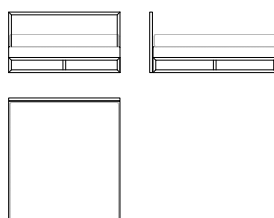
LA15

| | W | D | H |
|----|-----|-----|-----|
| cm | 210 | 164 | 100 |
| in | 83 | 65 | 29 |



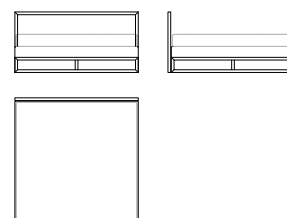
LA18

| | W | D | H |
|----|-----|-----|-----|
| cm | 210 | 184 | 100 |
| in | 83 | 72 | 39 |



LA19

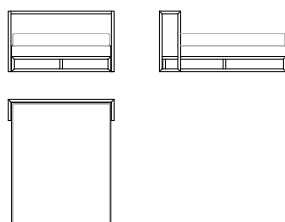
| | W | D | H |
|----|-----|-----|-----|
| cm | 210 | 204 | 100 |
| in | 83 | 80 | 39 |



Versione con testata in misura con ali · Version with narrow headboard with wings

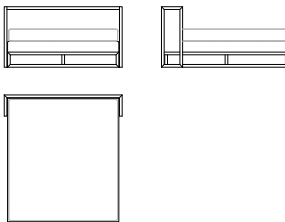
LA10

| | W | D | H |
|----|-----|-----|-----|
| cm | 210 | 175 | 100 |
| in | 83 | 69 | 39 |



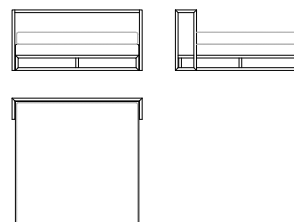
LA12

| | W | D | H |
|----|-----|-----|-----|
| cm | 210 | 195 | 100 |
| in | 83 | 77 | 39 |



LA13

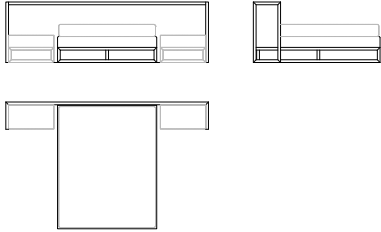
| | W | D | H |
|----|-----|-----|-----|
| cm | 210 | 215 | 100 |
| in | 83 | 85 | 39 |



Versione con testata ampia con ali · Version with wide headboard with wings

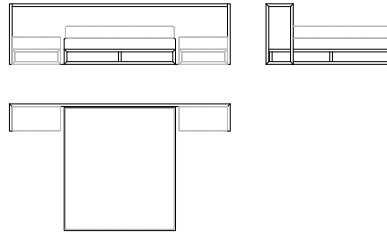
LA20

| | W | D | H |
|----|-----|-----|-----|
| cm | 210 | 345 | 100 |
| in | 83 | 136 | 39 |



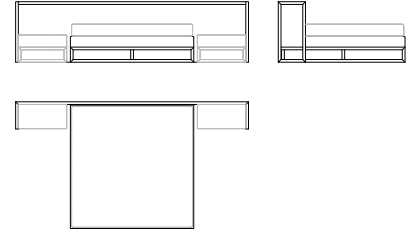
LA22

| | W | D | H |
|----|-----|-----|-----|
| cm | 210 | 365 | 100 |
| in | 83 | 144 | 39 |



LA23

| | W | D | H |
|----|-----|-----|-----|
| cm | 210 | 385 | 100 |
| in | 83 | 152 | 39 |




PELLE · LEATHER


Pelle Brezza · Brezza Leather




617 Ottico




661 Bianco



695 Panna



679 Lino



634 Oasi



603 Tortora




627 Camoscio




638 Bracco




605 Fango



628 Marmotta




602 Moro




678 Caffè




621 Avana




692 Fresia




618 Mango




619 Pompelmo




672 Cedro




691 Oliva




626 Papiro




671 Ghiaccio




609 Prussia




668 Notte




615 Viola




622 Beola



623 Oceano




601 Nero




684 Carota




613 Scarlatto




624 Porpora



614 Azalea



642 Lillà



610 Melograno

VELLUTO · VELVET

Velluto Aston (100% cotone) · Aston Velvet (100% cotton)



CURA E MANUTENZIONE DEL LEGNO

I legni utilizzati per i nostri prodotti sono di altissima qualità e lavorati con la massima maestria.

Le possibili differenze di tonalità o sfumature di colore sono da considerarsi caratteristiche naturali dei materiali e dimostrazione dell'artigianalità di lavorazione.

Per la pulizia quotidiana dei legni naturali, tinti e laccati, si consiglia di utilizzare un panno morbido o in microfibra, inumidito con acqua.

Non utilizzare prodotti spray, cere e prodotti che contengano alcool, solventi o abrasivi.

Pulire le macchie quando sono ancora fresche.

Tutti i prodotti sono realizzati nel rispetto dell'uomo e dell'ambiente.

CURA E MANUTENZIONE DELLA PELLE

Le pelli utilizzate per i nostri prodotti sono di altissima qualità.

Le possibili differenze di tonalità o sfumature di colore sono da considerarsi caratteristiche naturali dei materiali e dimostrazione dell'artigianalità di lavorazione.

Per la pulizia quotidiana di superfici in pelle, si consiglia di utilizzare un panno morbido asciutto o una spazzola morbida.

Periodicamente si possono utilizzare creme specifiche.

Tutte le nostre pelli soddisfano le severe leggi e normative europee riguardanti l'uso e la presenza di PCP, CFC, Cromo (VI) e Azocoloranti nel processo di concia.

Tutti i prodotti sono realizzati nel rispetto dell'uomo e dell'ambiente.

CURA E MANUTENZIONE DEL TESSUTO

I tessuti utilizzate per i nostri prodotti sono di altissima qualità.

Per la pulizia quotidiana di superfici in tessuto, si consiglia di utilizzare un panno morbido asciutto o una spazzola morbida.

CARE AND MAINTENANCE OF WOOD

The wood used for our products are of the highest quality and manufactured with the greatest craftsmanship.

Possible differences in colour tonality or shades are due to the natural characteristics of the materials and are to be considered as proof of artisanal workmanship.

For routine cleaning of natural, stained or lacquered wood, we suggest to use a soft or a microfiber cloth, dampened with water.

Never use spray products, wax or any product containing alcohol, solvent or abrasive.

Clean stains while they are still fresh.

All products are made with respect for the mankind and the environment.

CARE AND MAINTENANCE OF LEATHER

The leather used for our products are of the highest quality.

Possible differences in colour tonality or shades are due to the natural characteristics of the materials and are to be considered as proof of artisanal workmanship.

For routine cleaning of leather surfaces, we suggest to use a soft dry cloth or a soft brush.

Periodically specific products for leather can be used.

All our leather complies with the strict regulation and European directives regarding the use and the presence of PCP, CFC, Chromo (VI) and Azo dyestuffs during the tanning process.

All products are made with respect for the mankind and the environment.

CARE AND MAINTENANCE OF FABRIC

The fabrics used for our products are of the highest quality.

For routine cleaning of leather surfaces, we suggest to use a soft dry cloth or a soft brush.