



POLIS BOISERIE



design by Giuliano e Gabriele Cappelletti

POLIS BOISERIE

design by Giuliano e Gabriele Cappelletti




Polis è un sistema boiserie con un carattere multiforme, ottenuto grazie alla sua estrema flessibilità compositiva. Polis è composta da una struttura primaria di fasce verticali in legno intervallata da una struttura secondaria di fasce verticali che vanno a formare un disegno astratto. Entrambe le strutture possono essere realizzate in qualsiasi finitura lasciando libero spazio creativo al progettista; inoltre, la struttura secondaria è liberamente gestibile dal punto di vista dimensionale in modo da ottenere diversi disegni. L'obiettivo di Polis è quello di inserirsi armoniosamente nel progetto architettonico adattando la sua struttura in base all'obiettivo progettuale da perseguire. Polis è in grado di inserirsi in una grande varietà di contesti e spazi architettonici.


Polis is a wall-paneling system with a multiform character, obtained thanks to its extreme compositive flexibility. Polis is composed by a primary structure of vertical wooden bands in which a secondary vertical band structure is inserted. Together create an abstract pattern. Both structures can be made of different finishes leaving free creative space to the designer; in addition, the secondary structure is freely combinable from a dimensional point of view so that different patterns can be created.

The main purpose of Polis is to enter harmoniously in the architectural project, adapting its own structure to the customizable design. Polis can insert itself in a wide range of architectural context and spaces.


	W	D	H
cm	60	3	270
in	35	1	106




	W	D	H
cm	60	3	270
in	35	1	106




	W	D	H
cm	60	3	270
in	35	1	106






	W	D	H
cm	60	3	270
in	35	1	106



	W	D	H
cm	60	3	270
in	35	1	106



Esempi di composizione · Example of compositions



FINITURE IN LEGNO · WOODEN FINISHES


Rovere · Oak wood



Rovere Naturale

Natural Oak


Cod. R



Rovere Gold

Gold Oak

Cod. RO



Rovere tinto Ciliegio

Cherrywood-stained Oak


Cod. RC



Rovere tinto Noisette

Noisette-stained Oak


Cod. RNN



Rovere tinto Noce

Walnut-stained Oak


Cod. RNO



Rovere tinto Marrone

Brown-stained Oak


Cod. RW



Rovere tinto Wengè

Wenge-stained Oak


Cod. RWE



Rovere tinto Grigio

Grey-stained Oak

Cod. RG



Rovere laccato a poro aperto
Nero Intenso

Open pore lacquered Oak
Jet Black

Cod. RPA - RAL-9005

RAL standard per laccatura a poro aperto:

- 9016 Bianco Traffico
- 9001 Bianco Crema
- 8022 Marrone Nerastro
- 7030 Grigio Pietra
- 6013 Verde Cannà
- 3020 Rosso Traffico
- 3004 Rosso Porpora

Standard RAL for open pore lacquering:

- 9016 Traffic White
- 9001 Cream
- 8022 Black Brown
- 7030 Stone Grey
- 6013 Reed Green
- 3020 Traffic Red
- 3004 Purple Red

CURA E MANUTENZIONE DEL LEGNO

I legni utilizzati per i nostri prodotti sono di altissima qualità e lavorati con la massima maestria.

Le possibili differenze di tonalità o sfumature di colore sono da considerarsi caratteristiche naturali dei materiali e dimostrazione dell'artigianalità di lavorazione.

Per la pulizia quotidiana dei legni naturali, tinti e laccati, si consiglia di utilizzare un panno morbido o in microfibra, inumidito con acqua.

Non utilizzare prodotti spray, cere e prodotti che contengano alcool, solventi o abrasivi.

Pulire le macchie quando sono ancora fresche.

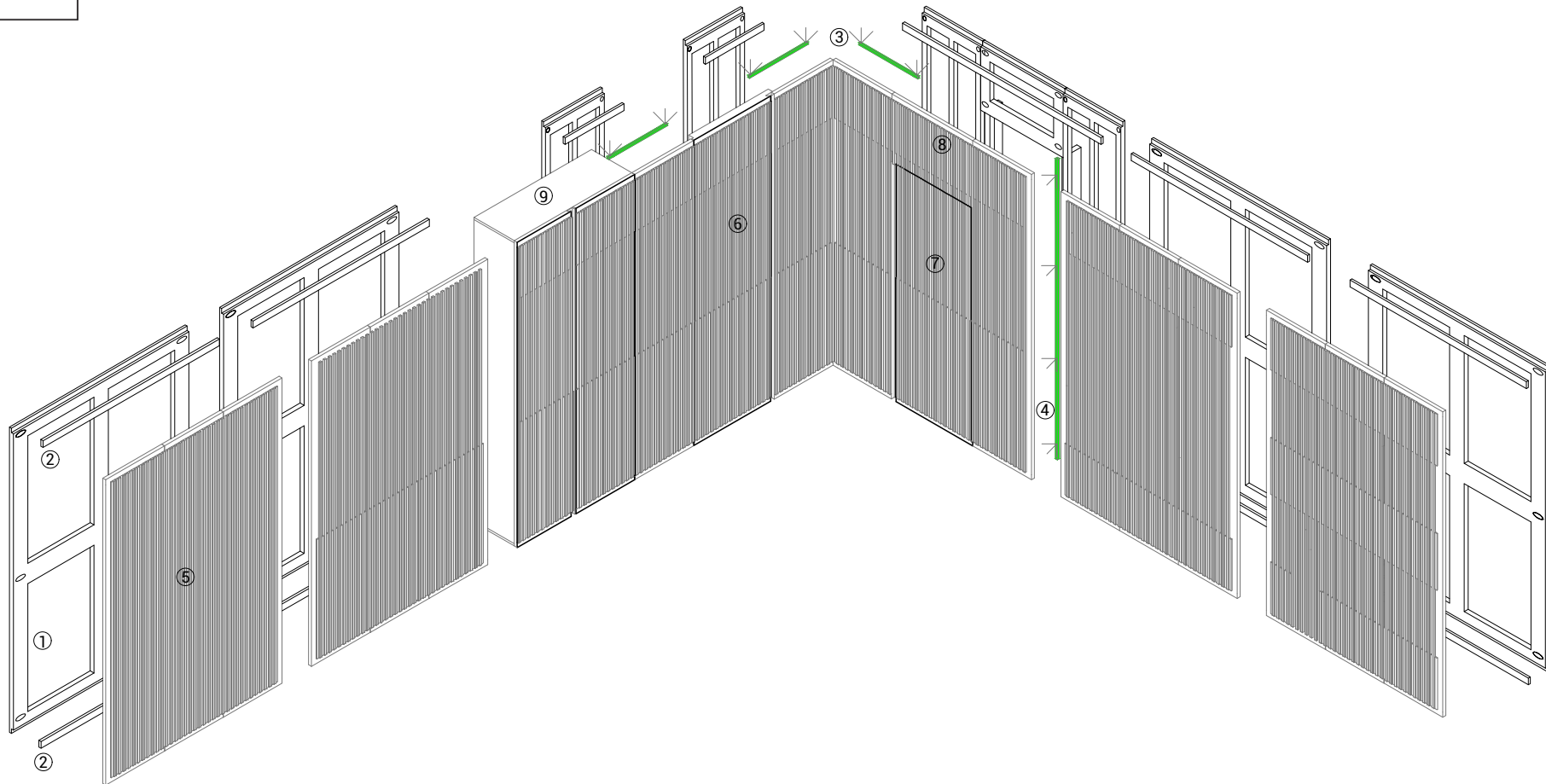
Tutti i prodotti sono realizzati nel rispetto dell'uomo e dell'ambiente.

CARE AND MAINTENANCE OF WOOD

The wood used for our products are of the highest quality and manufactured with the greatest craftsmanship. Possible differences in colour tonality or shades are due to the natural characteristics of the materials and are to be considered as proof of artisanal workmanship.

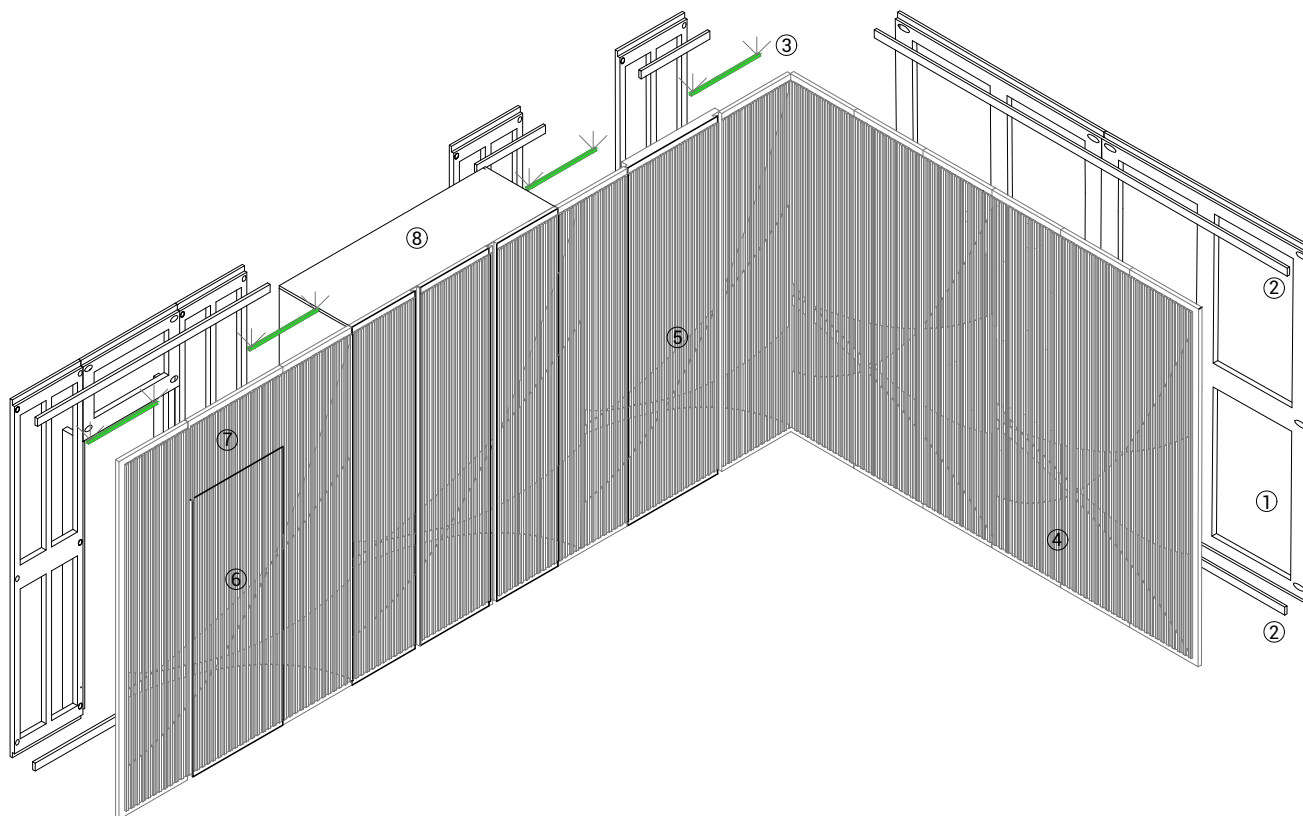
For routine cleaning of natural, stained or lacquered wood, we suggest to use a soft or a microfiber cloth, dampened with water. Never use spray products, wax or any product containing alcohol, solvent or abrasive.

Clean stains while they are still fresh. All products are made with respect for the mankind and the environment.



LEGENDA · LEGEND

- | | |
|---|---|
| 1 - Controtelaio · Counterframe | 7 - Porta · Door |
| 2 - Profili di chiusura · Closing profiles | 8 - Sopraporta · Decorative panel over the door |
| 3 - Striscia LED orizzontale posizionata sopra il pannello · Horizontal strip LED placed over the panel | 9 - Armadio / Credenza · Wardrobe / Cupboard |
| 4 - Striscia LED verticale posizionata nello scuretto · Vertical strip LED placed in the shutter | |
| 5 - Pannelli decorativi · Decorative panels | |
| 6 - Porta a tutta altezza · Full height door | |



LEGENDA · LEGEND

- | | |
|---|---|
| 1 - Controtelaio · Counterframe | 7 - Sopraporta · Decorative panel over the door |
| 2 - Profili di chiusura · Closing profiles | 8 - Armadio / Credenza · Wardrobe / Cupboard |
| 3 - Striscia LED orizzontale posizionata sopra il pannello · Horizontal strip LED placed over the panel | |
| 4 - Pannelli decorativi · Decorative panels | |
| 5 - Porta a tutta altezza · Full height door | |
| 6 - Porta · Door | |