

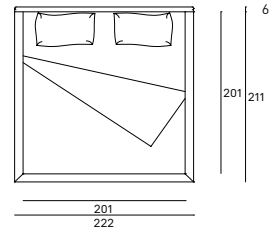

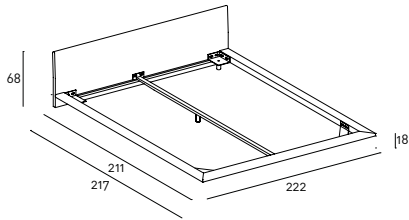
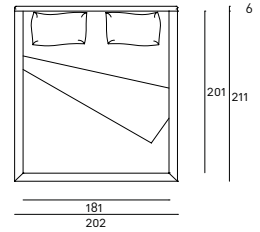

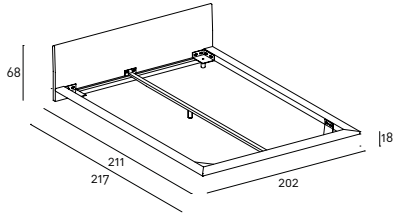
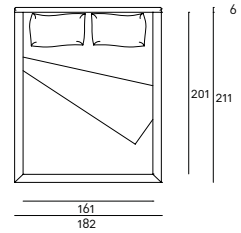
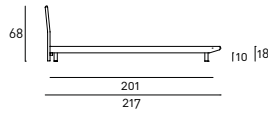
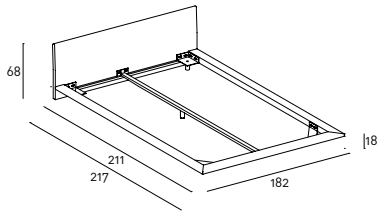
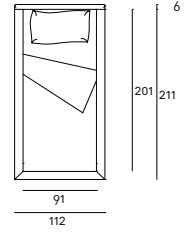
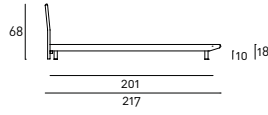
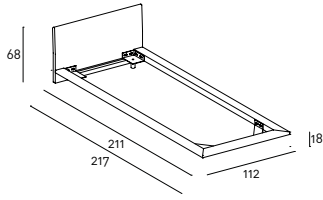


Chemise Bed

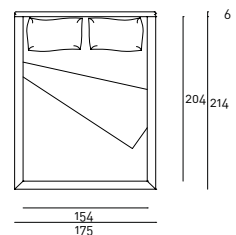
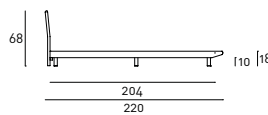
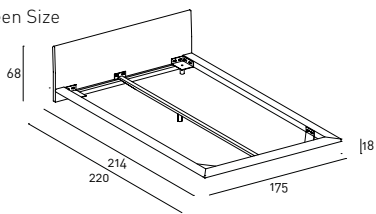
design Piero Lissoni

Single or double bed with headboard frame in lacquered drawn tubular steel covered with a structural elastic material. Bedstead structure in double-panelled poplar and pine padded with differentiated density polyurethane foam. Covering in 100% polyether thermally bonded onto a polyamide velveteen backing. Fabric or leather upholstery, both fully removable by Velcro fastenings. Fabric cover to protect the slat base, in 100% cotton, col. Ecrú, fixed to the bedstead upholstery by 2 zippers to open it on the sides and allow to inset the slat base. Available also in American Queen and King size.

Chemise Bed
design Piero Lissoni



Queen Size



King Size

