

Molteni & C

5050 — RODOLFO DORDONI 2016

1—
2



The wealth of materials used and a rigorous design are the elements that characterize 5050, a collection of bedroom furniture designed by Rodolfo Dordoni. Gloss or matt lacquered surfaces alternate with wooden tops and Eco Skin trays, creating alternating color effects that please the eye and underscore the play of solids and voids of a geometric design that is never banal. An interesting feature is the rounded contour of the structural elements that make up bedside tables and chests of drawers.

DATASHEET

REGISTERED
DESIGN

VII.2016

CASA
DESIGN
GROUP

living
outdoor
contract

Dimensions in millimeters and inches. The right to discontinue and make changes is reserved. This information is based on the latest product information available at the time of printing.

460 Harrison Ave Boston MA 02118 | T617-654-2974 | casadesigngroup.com

FINISHES

SIDES, FRONTS AND BACK
matt lacquer colours in the
Molteni colour range
glossy lacquer colours in the
Molteni colour range

TOPS AND BASES
eucalyptus
grey oak
graphite oak

CHEST OF DRAWERS LOWER SHELF
IN ECO SKIN
grey
mink
hemp
ivory
dark brown

Molteni & C

TECHNICAL INFORMATION

TOP, STRUCTURE FOR DRAWER AND BASE
Chipboard panel covered in Eucalyptus wood (Eucalyptus Globulus) and Oak (Quercus) veneer.

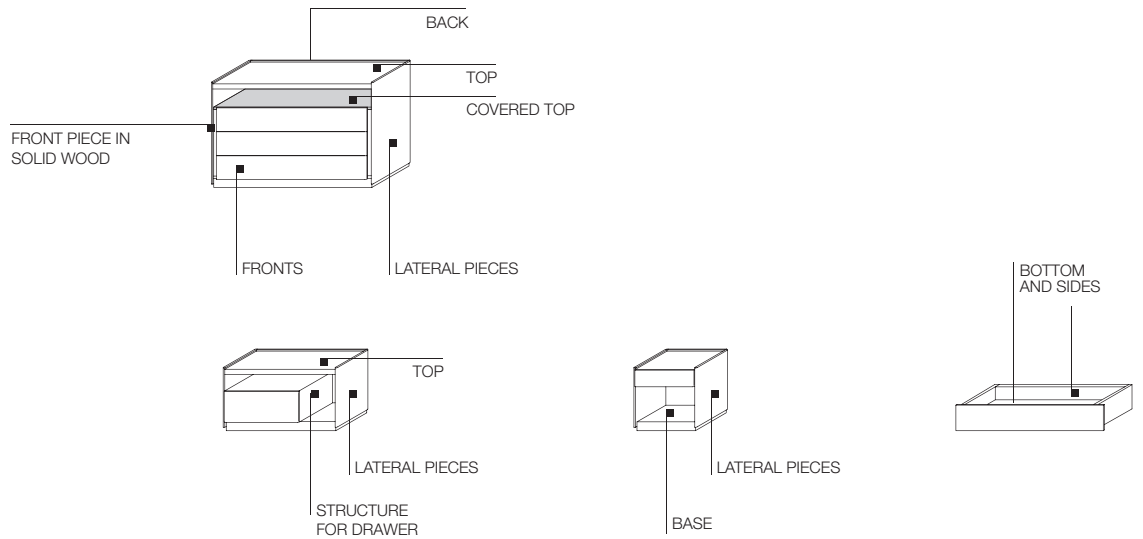
LATERAL PIECES AND SHELVES, SIDES AND INTERNAL DRAWER BOTTOM
Chipboard panel covered in melamine facing.

LATERAL PIECES AND FRONTS
Medium density fibre panel covered in melamine facing, painted in Molteni range colours.

BACK
Chipboard panel covered in melamine facing, painted in Molteni range colours.

COVERED TOP
Chipboard panel covered in Eco Skin.

FRONT PIECE IN SOLID WOOD
In solid wood of the Large-leaved Linden (Tilia Platyphyllos) covered in Eucalyptus wood (Eucalyptus Globulus) and Oak (Quercus) veneer).

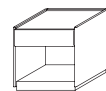


DIMENSIONS

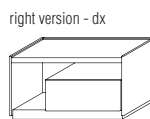
night table
W 500 D 448 H 505
W 19 5/8" D 17 5/8" H 19 7/8"

night table
W 900 D 448 H 505
W 35 3/8" D 17 5/8" H 19 7/8"
drawer W 580 - 22 7/8"

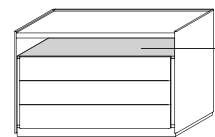
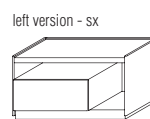
chest of drawers
W 1277 D 538 H 850
W 50 1/4" D 21 1/8" H 33 1/2"



CCD1



CCD2 dx - sx



CCM1

lower shelf
Eco Skin
covered

DATASHEET

REGISTERED
DESIGN

VII.2016

Dimensions in millimeters and inches. The right to discontinue and make changes is reserved. This information is based on the latest product information available at the time of printing.

Molteni & C

FINISHES MOLTENI&C RANGE

IX.2017


	MATT LACQUER	GLOSSY LACQUER	COLOURED GLASS	ETCHED COLOURED GLASS	PLASTER LACQUERED CARTAPAGLIA LACQUERED <i>only Gliss Master</i>	STOPSOL GLASS TRANSPARENT STOPSOL GLASS
CHALK WHITE	•	•	•	•	•	
IVORY	•				•	
PEARL	•	•	•	•	•	
SILICA	•	•	•	•	•	
SAND	•	•	•	•	•	
PLATINUM	•	•	•	•	•	
DUNE	•	•	•	•	•	
CLAY	•	•	•	•	•	
DOLOMITE GREY	•	•	•	•	•	
RUST	•	•	•	•	•	
RUBY	•	•	•	•	•	
CARAMEL	•	•	•	•	•	
MOKA	•	•	•	•	•	
MUSTARD	•	•	•	•	•	
CADMIUM	•	•	•	•	•	
LIGHT BLUE GREY	•	•	•	•	•	
LEAD	•	•	•	•	•	
ANTHRACITE	•	•	•	•	•	
BLACK	•	•	•	•	•	
STOPSOL						•
LESSLESS RED	•					
<i>only matt lacquer</i>						

Molteni & C






FINISHES MOLTENI&C RANGE

IX.2017




WOODS



MARBLES



METAL PARTS



DWELL
DOOR FRAME, TRACK COVERING PROFILES



The finishes shown are indicative and refer to the entire production range. We recommend that you consult the "Colour Range" samples which shown the complete range of finishes, including those not shown here. Molteni&C reserves the right to modify the range without warning.

Molteni & C

FINISHES MOLTENI&C RANGE

IX.2017

MELAMINE FRONT GLISS MASTER

CARTAPAGLIA WHITE




CARTAPAGLIA ANTHRACITE



CARTAPAGLIA SILICA



GRAFFIATO SILICA



GRAFFIATO BRONZE



MELAMINE STRUCTURE GLISS MASTER

WHITE SHANTUNG




GREY SHANTUNG




MELAMINE STRUCTURE GLISS MASTER, MASTER DRESSING, GLISS WALK-IN

SILVER CEMBRAN



LARIX DARK



ECO SKIN GLISS MASTER, MASTER DRESSING

IVORY




HEMP



MINK



DARK BROWN



GREY



PLASTER GLISS MASTER FRONT

SILICA



MELAMINE STRUCTURE GLISS MASTER, MASTER DRESSING

RAFFIA



FINE GRAIN GLISS MASTER, MASTER DRESSING

FINE GRAIN

