

table extendable

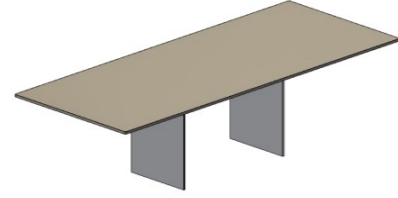


table not extendable

base 1
straight side walls (standard)
 aluminium matt brushed
 40 x 1,5 cm (top length 160 cm)
 50 x 1,5 cm (top length 180 / 200 cm)

space between the side walls
 top length 160 cm = 72 cm
 top length 180 cm = 92 cm
 top length 200 cm = 109 cm

aluminium matt brushed
 50 x 1,5 cm (top width 105 cm)

space between the side walls
 top length 160 cm = 70 cm
 top length 180 cm = 80 cm
 top length 200 cm = 90 cm
 top length 220 cm = 100 cm
 top length 240 cm = 110 cm

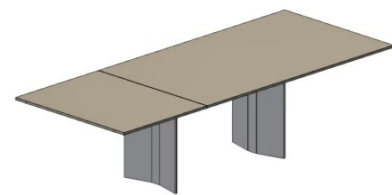


table extendable

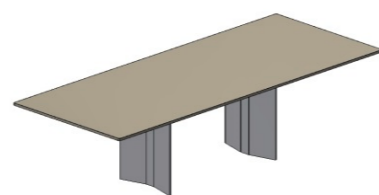


table not extendable

base 4
angled side walls (with surcharge)
 aluminium matt brushed
 40 x 5,7 cm (top length 160 cm)
 50 x 7,0 cm (top length 180 / 200 cm)

space between the side walls
 top length 160 cm = 72 cm
 top length 180 cm = 92 cm
 top length 200 cm = 109 cm

aluminium matt brushed
 50 x 7,0 cm (top width 105 cm)

space between the side walls
 top length 160 cm = 70 cm
 top length 180 cm = 80 cm
 top length 200 cm = 90 cm
 top length 220 cm = 100 cm
 top length 240 cm = 110 cm
 top length 260 cm = 120 cm
 top length 280 cm = 130 cm

base 4
angled side walls oversize (with surcharge)
 aluminium matt brushed 55 x 8,0 cm
 space between the side walls
 top length 280 cm = 149 cm

rectangular

boat-shaped

table
not extended



table
extended




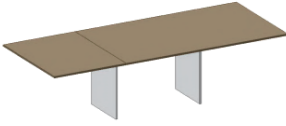
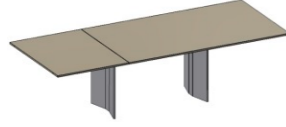
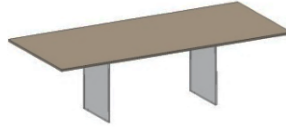
table
not extendable

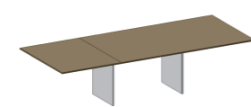


Boat-shaped only available
in stone or solid wood



boat-shaped
 Width of the table at the headside
 for table size:
 105 x 160 cm = approx. 94,7 cm
 105 x 180 cm = approx. 92,2 cm
 105 x 200 cm = approx. 89,0 cm
 105 x 220 cm = approx. 90,5 cm
 105 x 240 cm = approx. 91,2 cm
 105 x 260 cm = approx. 91,0 cm
 105 x 280 cm = approx. 88,8 cm

	Model type	Base aluminium matt brushed	Size W - L - H approx. in cm
 extendable	1280-II dining table rectangular extendable with integrated, pivotable leaf natural stone 73 cm	base 1 straight side walls standard	92 x 160 x 75 extended 92 x 233 x 75
	1280-II dining table rectangular extendable with integrated, pivotable leaf natural stone 80 cm	base 1 straight side walls standard	105 x 180 x 75 extended 105 x 260 x 75 105 x 200 x 75 extended 105 x 280 x 75
 extendable	1280-II dining table MAGNUM rectangular extendable with integrated, pivotable leaf natural stone 80 cm	base 4 angled side walls with oversize	* 105 x 240 x 75 extended 105 x 320 x 75 * 105 x 280 x 75 extended 105 x 360 x 75
	1280-II dining table rectangular, boat-shaped not extendable	base 1 straight side walls standard	105 x 160 x 74 105 x 180 x 74 105 x 200 x 74 105 x 220 x 74 105 x 240 x 74
 not extendable	1280-II dining table rectangular, boat-shaped not extendable	base 4 angled side walls	105 x 260 x 74 105 x 280 x 74



base 1 - standard
straight side walls



base 4
angled side walls

Note:

* Veining of the top discontinuous.

For reasons of stability, we recommend base 4 for not extendable tables of 260 cm length or longer.

Top stone 2 cm edge 6 PG 2	Top stone 2 cm edge 6 PG 3	Top stone 2 cm edge 6 PG 4	Top stone 2 cm edge 6 PG 4a	Top stone 2 cm edge 6 PG 4b	Top stone 2 cm edge 6 PG 5	Top stone 2 cm edge 6 PG 6
-------------------------------------	-------------------------------------	-------------------------------------	--------------------------------------	--------------------------------------	-------------------------------------	-------------------------------------

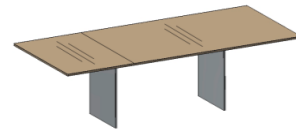
Price supplements for special orders - ATLAS:

- base 1: eloxated black
- base 1: lacquered to RAL / NCS as per request
- base 4: aluminium matt brushed
- base 4: lacquered to RAL / NCS as per request
- frame lacquered to RAL / NCS as per request

Price supplements for special orders - ATLAS MAGNUM:

- base 4: lacquered to RAL / NCS as per request

Model type	Base	Size
	aluminium matt brushed	W - L - H approx. in cm

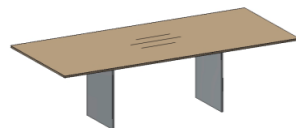


extendable

1280-II dining table rectangular extendable with integrated, pivotable leaf solid wood 73 cm table tops glued transverse	base 1 straight side walls standard	92 x 160 x 75 extended 92 x 233 x 75
--	---	--

1280-II dining table rectangular extendable with integrated, pivotable leaf solid wood 80 cm table tops glued transverse	base 1 straight side walls standard	105 x 180 x 75 extended 105 x 260 x 75
--	---	--

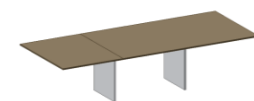
1280-II dining table rectangular extendable with integrated, pivotable leaf solid wood 80 cm table tops glued transverse	base 1 straight side walls standard	105 x 200 x 75 extended 105 x 280 x 75
--	---	--



not extendable

1280-II dining table rectangular, boat-shaped not extendable table top glued lengthwise	base 1 straight side walls standard	105 x 160 x 74 105 x 180 x 74 105 x 200 x 74 105 x 220 x 74 105 x 240 x 74
---	---	--

1280-II dining table rectangular, boat-shaped not extendable table top glued lengthwise	base 4 angled side walls	105 x 260 x 74 105 x 280 x 74
---	-----------------------------	----------------------------------



base 1 - standard
straight side walls



base 4
angled side walls

Please indicate in your order:

Surface lacquered clear (standard) or waxed (same price).

Note:

For reasons of stability, we recommend base 4 for not extendable tables of 260 cm length or longer.

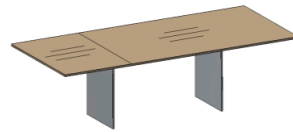
Top	Top	Top	Top	Top
solid wood 2,5 cm edge 6 PROMOTION oak natural waxed pigmented white waxed dark gray stained, lacquered dark oak stained, lacquered	solid wood 2,5 cm edge 6 beech steamed	solid wood 2,5 cm edge 6 maple bleached oak DRAENERT colors	solid wood 2,5 cm edge 6 Swiss pearwood European cherry	solid wood 2,5 cm edge 6 American walnut

Price supplements for special orders - ATLAS:

- base 1: eloxated black
- base 1: lacquered to RAL / NCS as per request
- base 4: aluminium matt brushed
- base 4: lacquered to RAL / NCS as per request
- frame lacquered to RAL / NCS as per request

Model type	Base	Size
	aluminium matt brushed	W - L - H approx. in cm

Top	Top	Top	Top
natural wood 2,5 cm edge 6 PROMOTION oak natural waxed pigmented white waxed dark gray stained, lacquered dark oak stained, lacquered	natural wood 2,5 cm edge 6 oak DRAENERT colors	natural wood 2,5 cm edge 6 oak Vintage silver-gray waxed copper brown waxed	natural wood 2,5 cm edge 6 American walnut with sapwood waxed



extendable

1280-II dining table rectangular extendable with integrated, pivotable leaf natural wood 73 cm table tops glued lengthwise	base 1 straight side walls standard	92 x 160 x 75 extended 92 x 233 x 75
--	---	--



extendable

1280-II dining table rectangular extendable with integrated, pivotable leaf natural wood 80 cm table tops glued lengthwise	base 1 straight side walls standard	105 x 180 x 75 extended 105 x 260 x 75
		105 x 200 x 75 extended 105 x 280 x 75

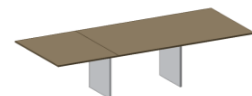
1280-II dining table MAGNUM rectangular extendable with integrated, pivotable leaf natural wood 80 cm table tops glued lengthwise	base 4 angled side walls	* 105 x 240 x 75 extended 105 x 320 x 75
		* 105 x 280 x 75 extended 105 x 360 x 75



not extendable

1280-II dining table rectangular not extendable table top glued lengthwise	base 1 straight side walls standard	105 x 160 x 74 105 x 180 x 74 105 x 200 x 74 105 x 220 x 74 105 x 240 x 74
--	---	--

1280-II dining table rectangular not extendable table top glued lengthwise	base 4 angled side walls	105 x 260 x 74 105 x 280 x 74
--	-----------------------------	----------------------------------



base 1 - standard
straight side walls



base 4
angled side walls

Note:

* Veining of the top discontinuous.

For reasons of stability, we recommend base 4 for not extendable tables of 260 cm length or longer.

Price supplements for special orders - ATLAS:

- base 1: eloxated black
- base 1: lacquered to RAL / NCS as per request
- base 4: aluminium matt brushed
- base 4: lacquered to RAL / NCS as per request
- frame lacquered to RAL / NCS as per request

Price supplements for special orders - ATLAS MAGNUM:

- base 4: lacquered to RAL / NCS as per request

Natural wood: Top layer and bearer of 3 mm solid wood with solid edge band, core layer of laminated wood.

Oak Vintage: On purpose, the surface shows cracks, grooves and knotholes which are filled with black artificial resin. Significant color differences on the surface are possible as well as punctiform color differences. Please see page 8 for further details on the material.