


# 6" WHITE/RGB RING LIGHT WITH CLIP-ON + TABLETOP TRIPOD



USER  
MANUAL

## PRODUCT INTRODUCTION PARTS



6" Ring Light  
(with USB Cable + In-line Remote)




Tabletop Tripod



Clip-on Clamp

## HOW TO SET UP (Clip-on Clamp)



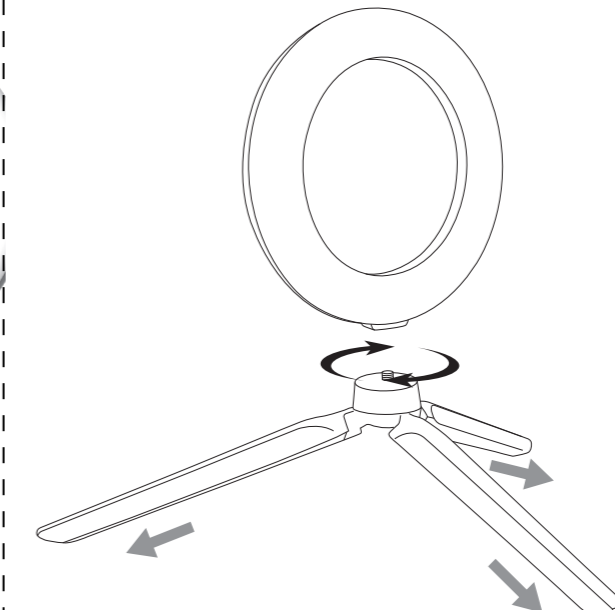
**STEP 1:**  
Attach Ring Light to Clip-on Clamp by screwing in (clockwise direction). Do not over tighten.

## HOW TO SET UP (Clip-on Clamp)



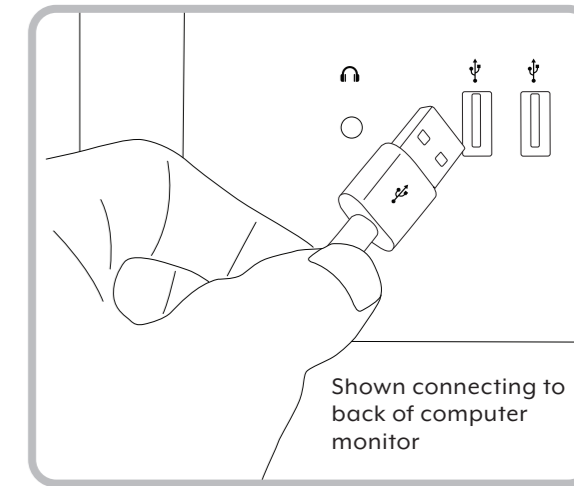
**STEP 2:**  
Open spring loaded clamp and attach to table edge, computer screen, or any other surface where clamp securely attaches to. Clamp opens up to 2.5".

## HOW TO SET UP (Tabletop Tripod)



**STEP 1:**  
Spread out legs of the Tabletop Tripod and set on top of a flat surface. Attach Ring Light to Tabletop Tripod by screwing in (clockwise direction). Do not over tighten.

## HOW TO USE

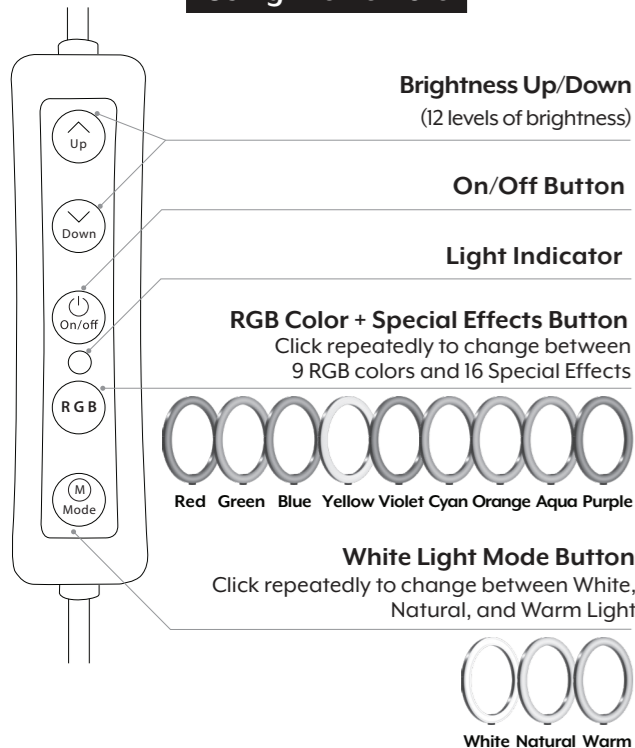


Shown connecting to back of computer monitor

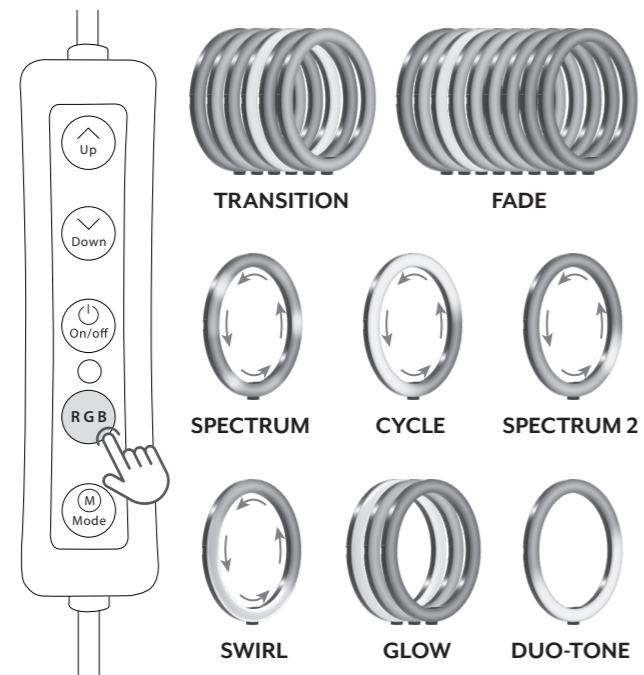
**STEP 1:**  
Connect USB cable from the Ring Light to a USB port, such as on a Computer/Laptop, USB Wall Charger, or Portable Power Bank. A light will appear on the interface of the remote to indicate that you are connected. Press power button ON/OFF on the remote to turn on the Ring Light.

## HOW TO USE (In-line Remote Control)

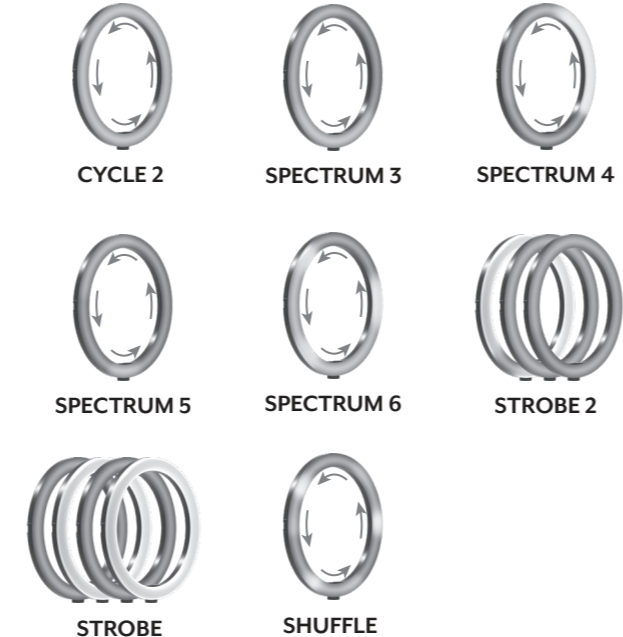
### Using the Remote



◆ **16 SPECIAL EFFECTS** ◆  
The Ring Light illuminates 9 different RGB colors + 16 Special Effects. Click on the RGB Button repeatedly to cycle through each RGB color and Special Effect.



◆ **16 SPECIAL EFFECTS** ◆  
*continued*



**NOTE:** Pressing the Up/Down Button while a Special Effect is selected will cause the effect to change speed, change color, or change brightness depending on the particular effect selected.

## FEATURES:

- 6" RGB Ring Light: Choose from nine different RGB colors, sixteen Special Effects and twelve levels of brightness
- Includes White Light Modes: Warm, Natural, and White
- Includes Clip-on Clamp and Tabletop Tripod for versatile use
- Includes In-line Remote for easy control of lighting
- No batteries required: USB powered. Simply plug into a USB port (Computer/Laptop, Wall Charger, Portable Power Bank) to begin using
- Great for Vlogging, Live Videos, Video Chats, Social Media, Live Streaming, and more

## SPECIFICATION:

|                      |  |
|----------------------|--|
| LED Beads:           | 40pcs 2835(20pcs White + 20pcs Yellow) + 16pcs RGB |
| Diameter:            | 160mm  |
| Lumens:              | 220 LM   |
| CRI:                 | > 70   |
| Color Temperature:   | 3000-6000K   |
| Output Power:        | 5W   |
| Power Input Voltage: | DC5V   |

**Disclaimer:**  
This manual should be kept for future reference and maintenance purposes only. Be sure to review this manual and become familiar with its features before using this product. Please make sure to never change the light bulb while plugged into an outlet or other power source. Do not open or change wiring in anyway. Keep this product away from children. Clean this product often with a soft, dry cloth. This product shall ONLY be used with rated voltage and frequency. Do not try and alter power supply or adjust voltage. Avoid unplugging the power by pulling the power cord and do not touch the power cord with wet hands. Never attempt to insert any metal objects into the cooling holes of illuminators. Avoid moving the illuminator by pulling the power cable. Stop using this product if the unit is damaged, especially the power cord. Do not use in the rain, bath, or near water source. Please be aware that improper use or inappropriate repair can lead to fire or electrocution. Indoors use only. Please send back to Bower or contact customer service for issues regarding maintenance or repair. Make sure everything is secure before proceeding. Make sure the product is intact and that there are no missing parts. All photos and illustrations are for instruction purposes only.

**LIMITED One (1) Year Limited Warranty**  
**S. Bower Inc.™ One (1) Year Limited Warranty: This warranty gives you specific legal rights and you may have other rights which vary from state to state.**

The S. Bower Inc.™ Limited Warranty is a voluntary manufacturer's warranty provided to the consumer. This warranty provides rights separate to rights provided by consumer law, including but not limited to those relating to non-conforming goods. S. Bower Inc.™ One-Year Limited Warranty benefits are in addition to, and not instead of, rights provided by consumer law and it does not exclude, limit or suspend a buyer's rights arising from consumer law. Consumers have the right to choose whether to claim service under the S. Bower Inc.™ One-Year Limited Warranty or under their consumer law rights. The S. Bower Inc.™ One-Year Limited Warranty terms and conditions shall not apply to consumer law claims, contact your local consumer organization.  
Please note: All claims made under the S. Bower Inc.™ One-Year Limited Warranty will be governed by the terms set out in this warranty document.  
S. Bower Inc.™ warrants to the product owner that this product will be free against defects in materials and workmanship for a period of ONE (1) YEAR from the date of original retail purchase when used in accordance with S. Bower Inc.™'s user manual. Under this warranty, you will be able to send your claims and defective product to S. Bower Inc.™, via freight prepaid, along with proof of purchase, and will be repaired or replaced at S. Bower Inc.™'s sole discretion. Repair and/or replacement may be made with new or refurbished product components at S. Bower Inc.™'s sole discretion. This limited warranty does not cover failures due to abuse, accidental damage or when repairs have been made or attempted by anyone other than S. Bower Inc.™ personnel. A defective product meeting the warranty conditions set forth herein will be replaced or repaired at no charge in either of two ways: The first, which will result in exchanges only, is to return the product to the retailer from whom it was purchased (provided that the store is a participating retailer). Returns should be made within the time period of the retailer's policy for exchanges. Proof of purchase may be required. Please check with the retailer for its specific return policy regarding time limits for returns or exchanges. The second option is to send the product (prepaid freight) to S. Bower Inc.™ corporate offices located at S. Bower Inc. 46-24 28th Street 3rd Floor Long Island City, NY 11101 for repair or replacement at S. Bower Inc.™'s option. Proof of purchase is required. Include name, return address, and issues that you are experiencing with S. Bower Inc.™ products. All other guarantees, express or implied, are hereby disclaimed.

**This warranty does not apply to products sold in countries sold out of the United States.**