
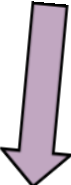


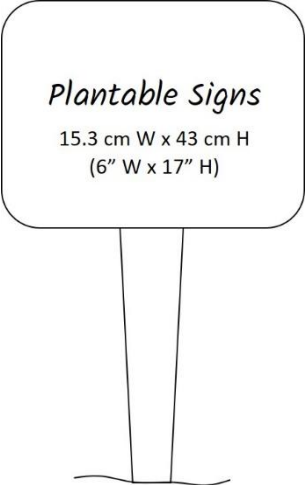



How to Choose Your Garden Activity Signs

Answer questions 1 and 2. Where your chosen column and row intersect, click on the link to see your recommended **set** of signs. Repeat if a second or third set of a different type is desired.

To choose from the **individual** signs, scroll down to the bottom rows and click on your preferred type(s) of sign.

<p>1) <u>Where will you place your signs?</u></p>  <p>2) <u>What kind of activities will you invite your garden visitors to do?</u></p> 	<p>Securely attach to large shrubs, trees, fences, trellises, & bamboo stakes</p>	<p>Hang on stems, twigs and small plants</p>	<p>Plant in soil using integrated stake</p>
	 <p><i>Attachable Signs</i> 14.5 cm W x 11.8 cm H (5.7" W x 4.6" H)</p>	 <p><i>Hang Tags</i> 8.4 cm x 8.4 cm (3.3" x 3.3")</p>	 <p><i>Plantable Signs</i> 15.3 cm W x 43 cm H (6" W x 17" H)</p>
<p>Sensory (look, listen, smell, touch...)</p>	<p>6 Sensory Attachable signs</p>	<p>6 Sensory Hang tags</p>	<p>6 Sensory Plantable signs</p>
<p>Hands-on (water, sweep, plant, harvest...)</p>	<p>6 Hands-on Attachable signs</p>	<p>6 Hands-on Hang tags</p>	<p>6 Hands-on Plantable signs</p>
<p>Sensory & Hands-on</p>	<p>12 Attachable signs</p>	<p>12 Hang tags</p>	<p>12 Plantable signs</p>
<p>To choose individual signs</p> 	<p>Attachable signs</p>	<p>Hang tags</p>	<p>Plantable signs</p>
	<p>All individual signs</p>		