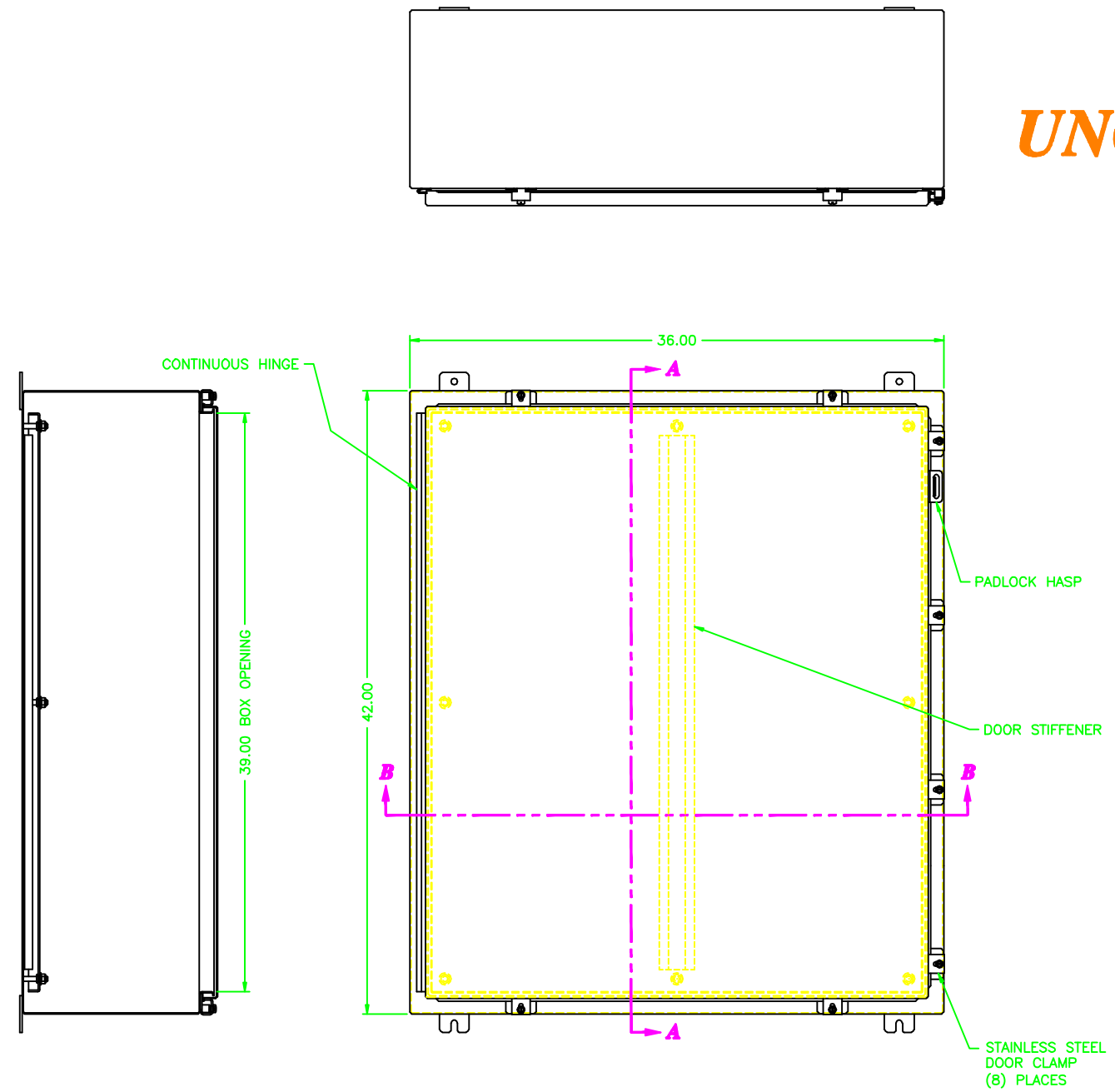


423612

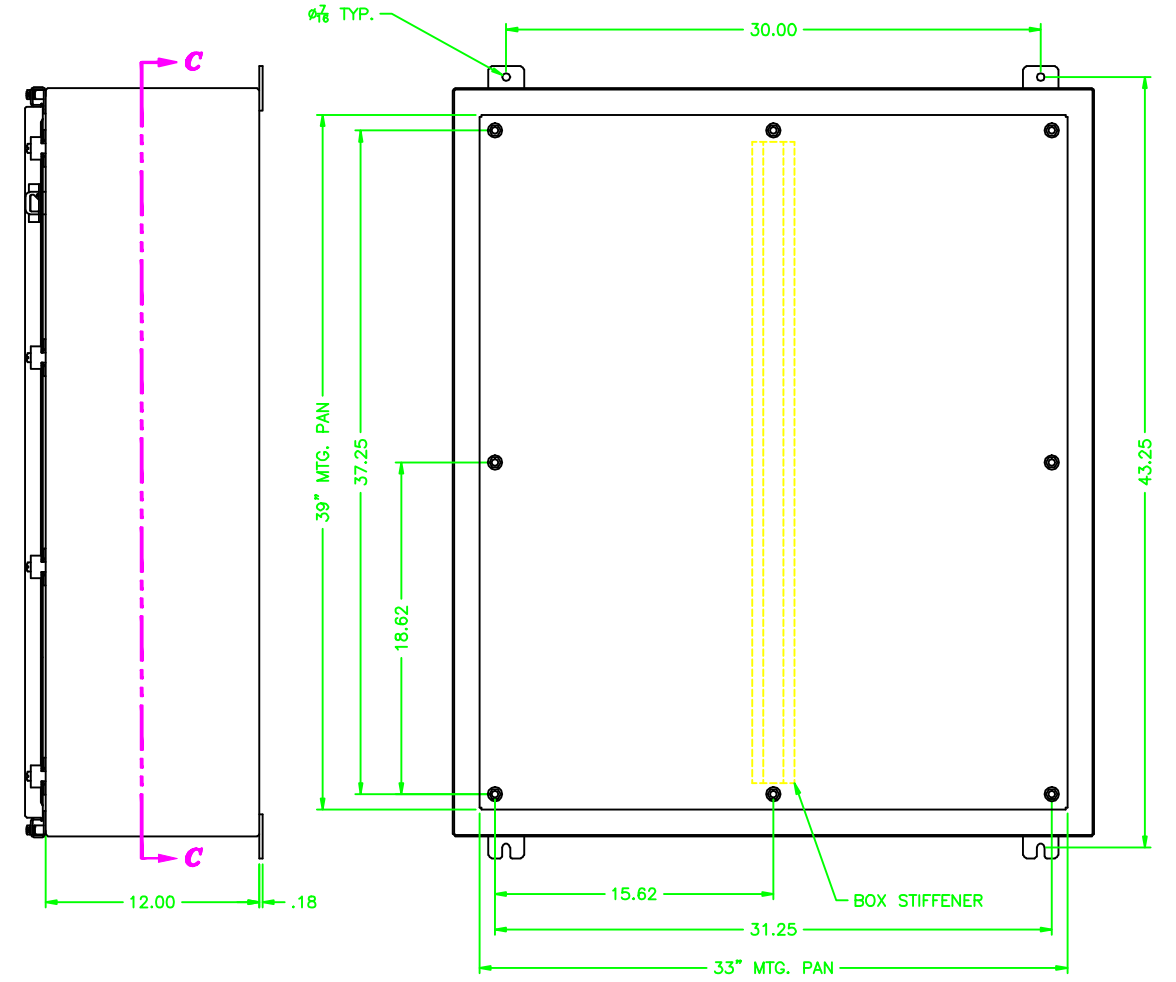
REV	REVISION	BY	DCN	DATE
A	INITIAL RELEASE	CLB		8/15/03

UNCONTROLLED DRAWING

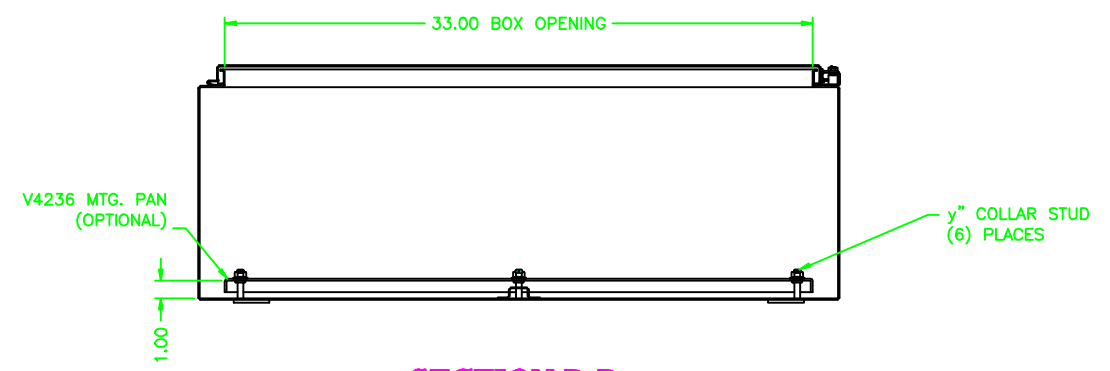
(DATA SUBJECT TO CHANGE WITHOUT NOTICE)
 FOR ADDITIONAL HELP CONTACT ENGINEERING@ADALET.com



SECTION A-A



SECTION C-C



SECTION B-B

ENCLOSURE MATERIAL	CATALOG NUMBER	PART NUMBER
88318L	N4X6-423612	M10271
88304	N4X-423612	M10177

<small>DO NOT SCALE DRAWING</small> <small>UNLESS OTHERWISE SPECIFIED DIMENSIONS ARE IN INCHES.</small> <small>SHEET METAL TOLERANCES NOT OTHERWISE SPECIFIED:</small> <small>FINC ±1/16"</small> <small>JOK ±.03"</small> <small>JOX ±.010"</small> <small>ANGLES ± 0°-30"</small> <small>INSIDE BEND RADIUS = .040" NOM.</small> <small>WARPAGE = 1/16" PER FOOT</small> <small>ALL WELD SIZES ARE MIN.</small>		ADALET <small>A SCOTT FETZER COMPANY</small> <small>Engineers Systems • Office Applications</small> <small>Customer Service • 888-888-8888</small>	<small>NOTES:</small> N4-423612 ENCLOSURE ASSEMBLY <small>DRAWN BY</small> CLB <small>DATE</small> 8/15/03 <small>REV APPROVAL</small> <small>PLAT SCALE</small> 1=5 <small>MPV APPROVAL</small> <small>DWG MARK</small> D <small>DATE</small> 8/15/03 <small>REV</small> 10F1 A
--	--	--	--