

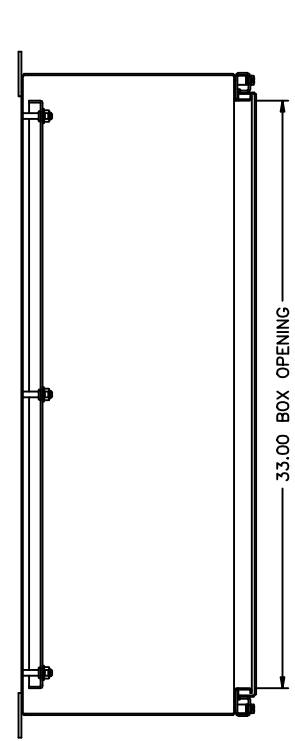
363612

REV	REVISION	BY	DCN	DATE
A	INITIAL RELEASE	CLB		8/15/03

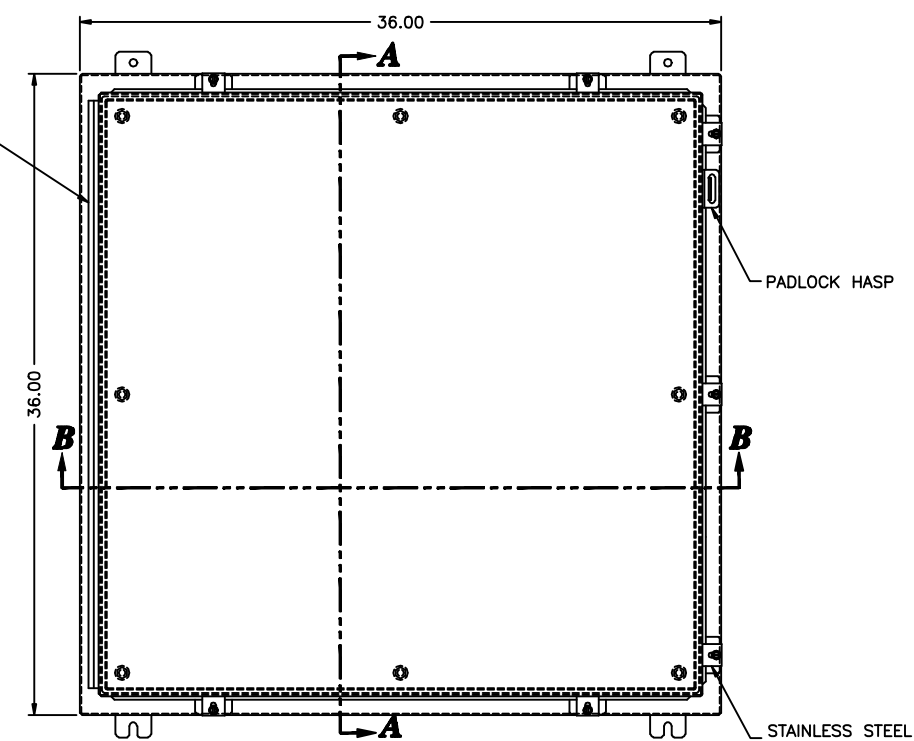
UNCONTROLLED DRAWING

(DATA SUBJECT TO CHANGE WITHOUT NOTICE)

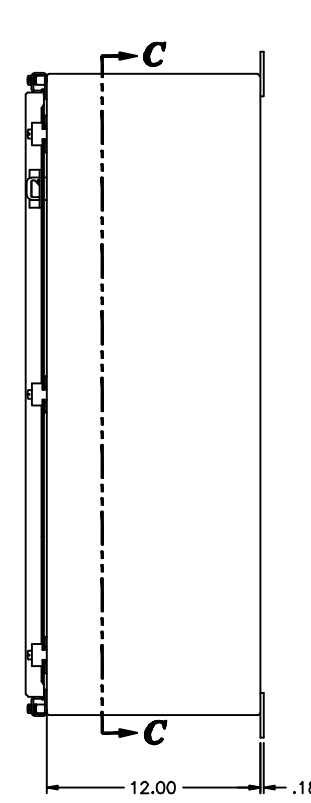
FOR ADDITIONAL HELP CONTACT ENGINEERING@ADALET.com



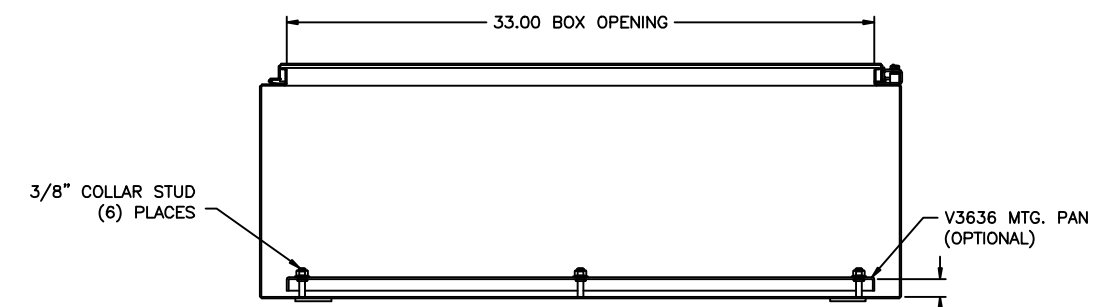
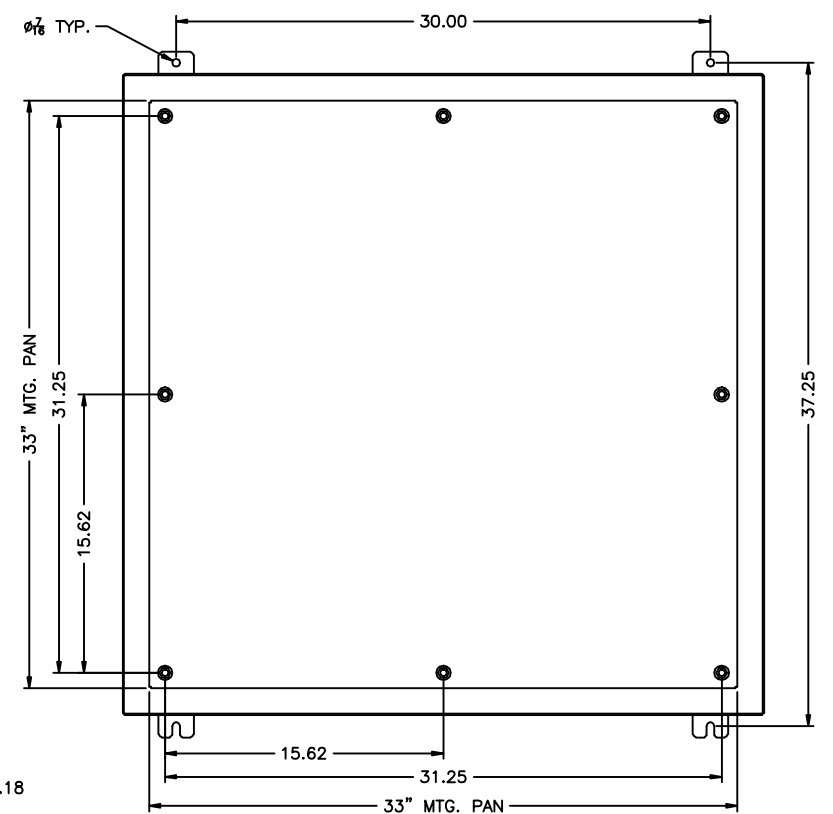
SECTION A-A



SECTION B-B



SECTION C-C



ENCLOSURE MATERIAL	CATALOG NUMBER	PART NUMBER
SS316L	N4X8-363612	M10289
SS304	N4X-363612	M10175

<p>DO NOT SCALE DRAWING</p> <p>UNLESS OTHERWISE SPECIFIED DIMENSIONS ARE IN INCHES.</p> <p>SHEET METAL TOLERANCES NOT OTHERWISE SPECIFIED:</p> <p>FINN ± 1/16"</p> <p>JXX ± .03"</p> <p>XXX ± .010"</p> <p>ANGLES ± 0°-30"</p> <p>WARPAGE = 1/16" PER FOOT</p> <p>ALL WELD SIZES ARE MIN.</p>		<p>ADALET</p> <p>A SCOTT FETZER COMPANY</p> <p>Engineers Systems • Cable Accessories</p> <p>NOTICE TO PERSONS RECEIVING THIS DRAWING: ADLET CLAIMS PROPRIETARY RIGHTS IN THE MATERIALS INCLOSED HEREIN. THIS DRAWING IS FORWARDED IN CONFIDENCE FOR ENGINEERING INFORMATION ONLY AND MAY NOT BE REPRODUCED OR USED TO MANUFACTURE WITHOUT EXPRESS WRITTEN PERMISSION FROM ADLET TO THE USER.</p> <p>DATE: 8/15/03</p> <p>SCALE: 1=5</p> <p>APPROVAL: D</p> <p>DWG NO: 363612</p> <p>SHEET: 10F1</p> <p>REV: A</p>
---	--	--