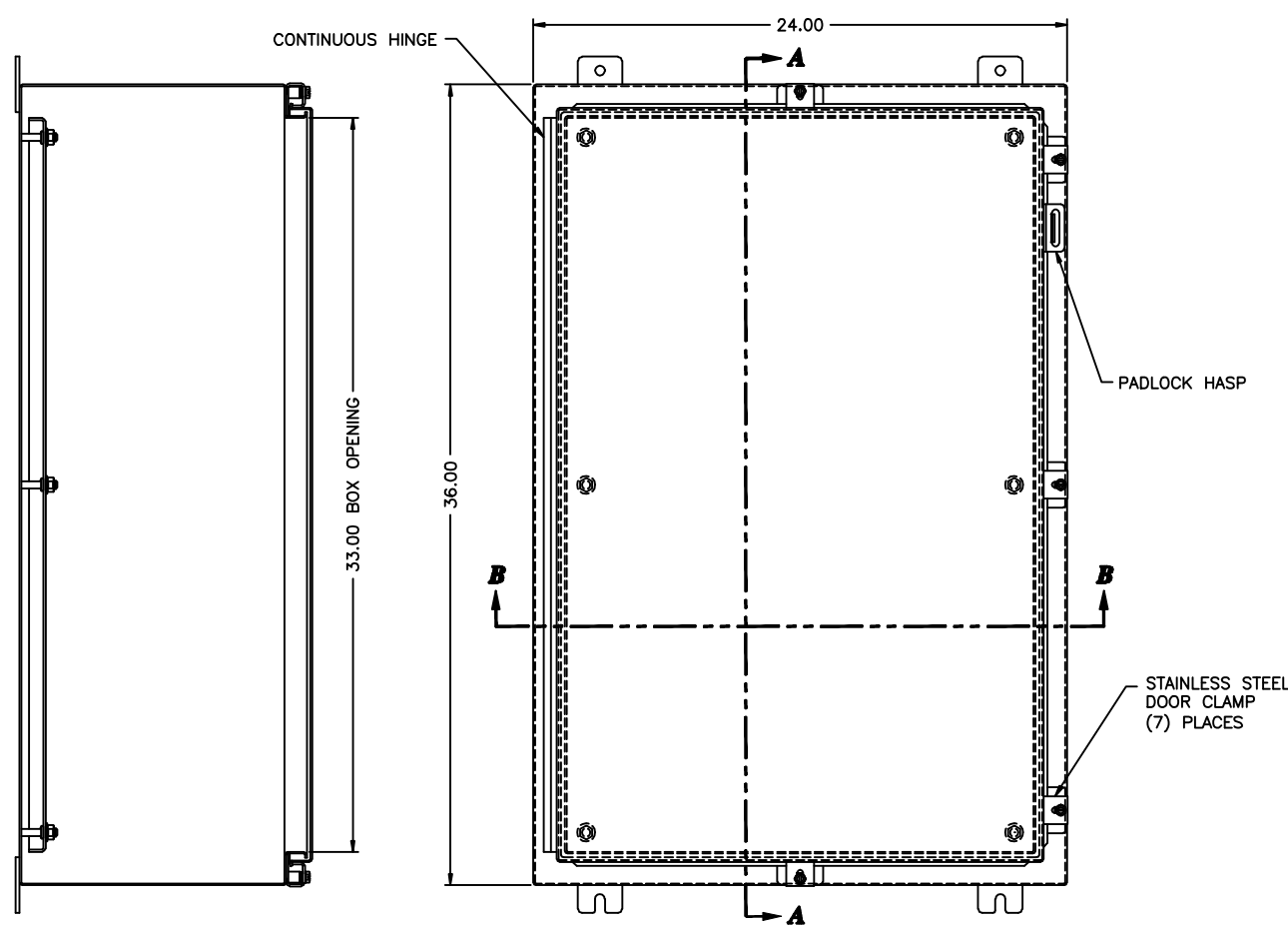
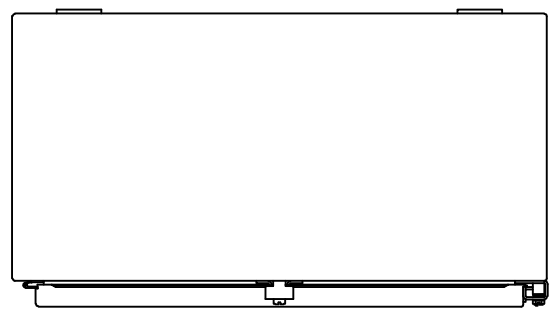


362412

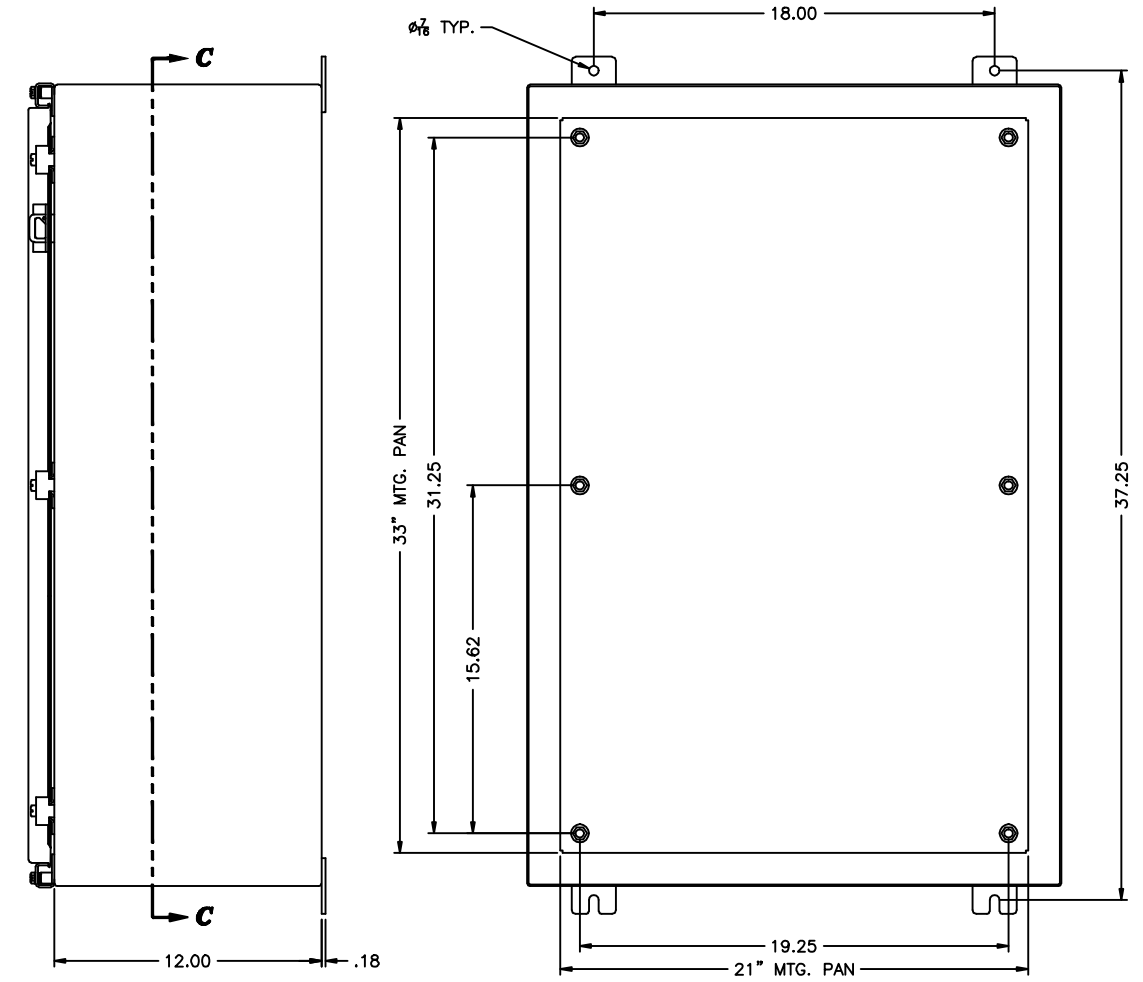
REV	REVISION	BY	BCN	DATE
A	INITIAL RELEASE	CLB		8/15/03

UNCONTROLLED DRAWING

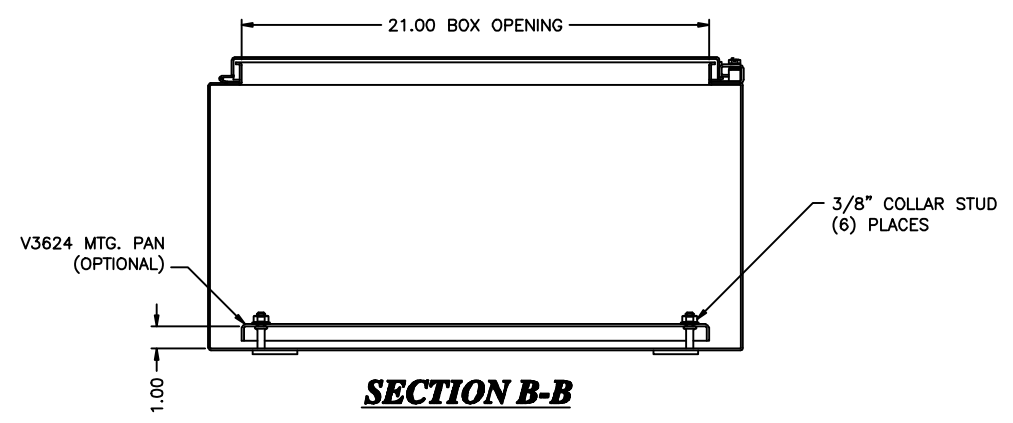
(DATA SUBJECT TO CHANGE WITHOUT NOTICE)
 FOR ADDITIONAL HELP CONTACT ENGINEERING@ADALET.com



SECTION A-A



SECTION C-C



SECTION B-B

ENCLOSURE MATERIAL	CATALOG NUMBER	PART NUMBER
SS316L	N4X6-362412	M10267
SS304	N4X-362412	M10173

<p>ADALET A SCOTT FETZER COMPANY Enclosure Systems • Cable Accessories Control Systems</p>		<p>N4-362412 ENCLOSURE ASSEMBLY</p>	
<p>UNLESS OTHERWISE SPECIFIED DIMENSIONS ARE IN INCHES. SHEET METAL TOLERANCES NOT OTHERWISE SPECIFIED: FINN ±1/16" JOX ±.02" JOX ±.010" ANGLES ± 0°-30" INSIDE BEND RADIUS = .040" NOM. WARPAGE = 1/16" PER FOOT ALL WELD SIZES ARE MIN.</p>	<p>NOTICE TO PERSONS RECEIVING THIS DRAWING: ADALET CLAIMS PROPRIETARY RIGHTS IN THE MATERIALS, METHODS, AND EQUIPMENT DESCRIBED IN THIS DRAWING. THIS DRAWING IS ISSUED IN CONFIDENCE FOR ENGINEERING INFORMATION ONLY AND MAY NOT BE REPRODUCED OR USED TO MANUFACTURE ANYTHING WITHOUT EXPRESS WRITTEN PERMISSION FROM ADALET TO THE USER.</p>	<p>DRAWN BY: CLB DATE: 8/15/03 APPR. BY: [Signature] DATE: [Signature] DATE: [Signature]</p>	<p>SCALE: 1=4 SHEET: D DWG NO: 362412 REV: 10F1 A</p>