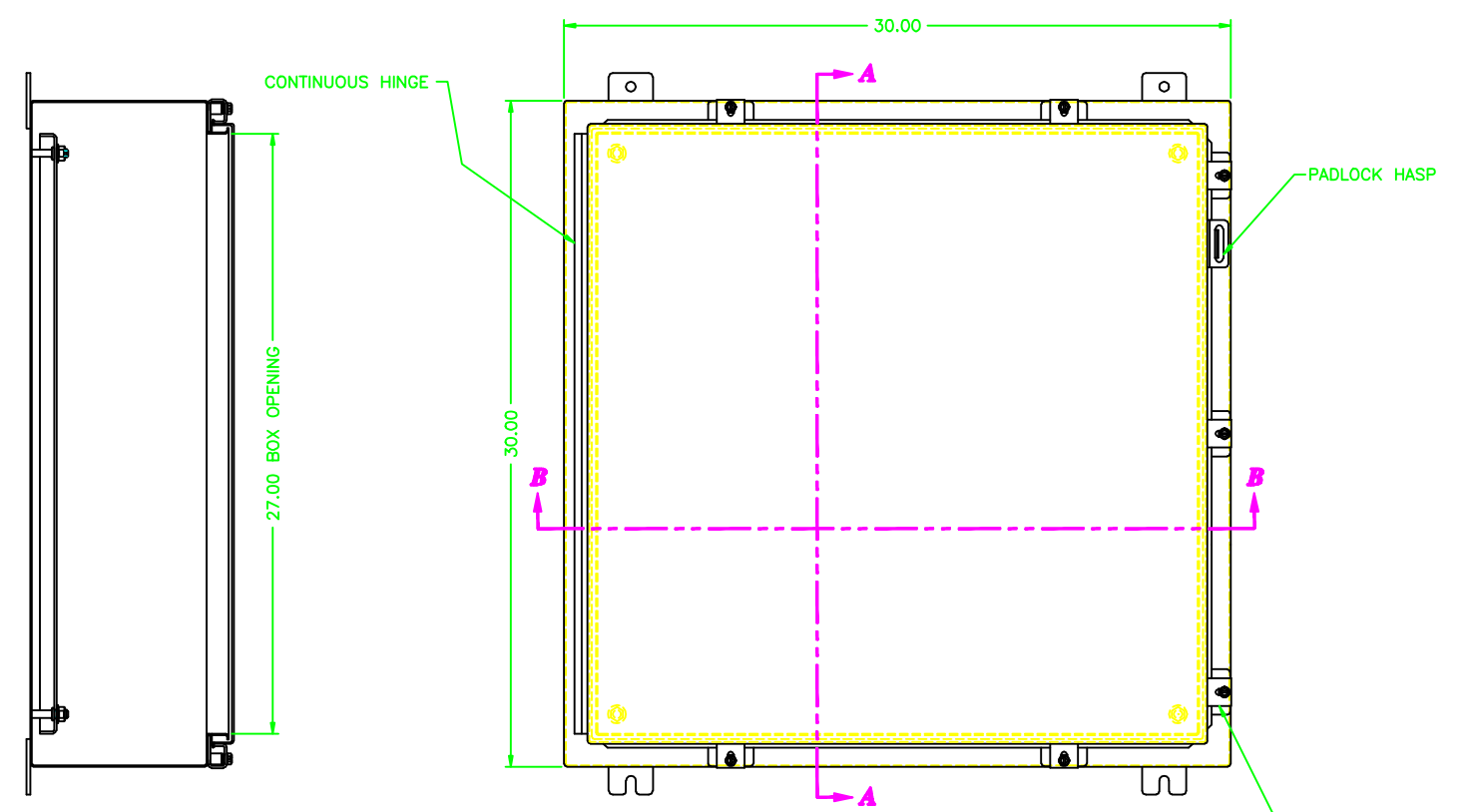



303008

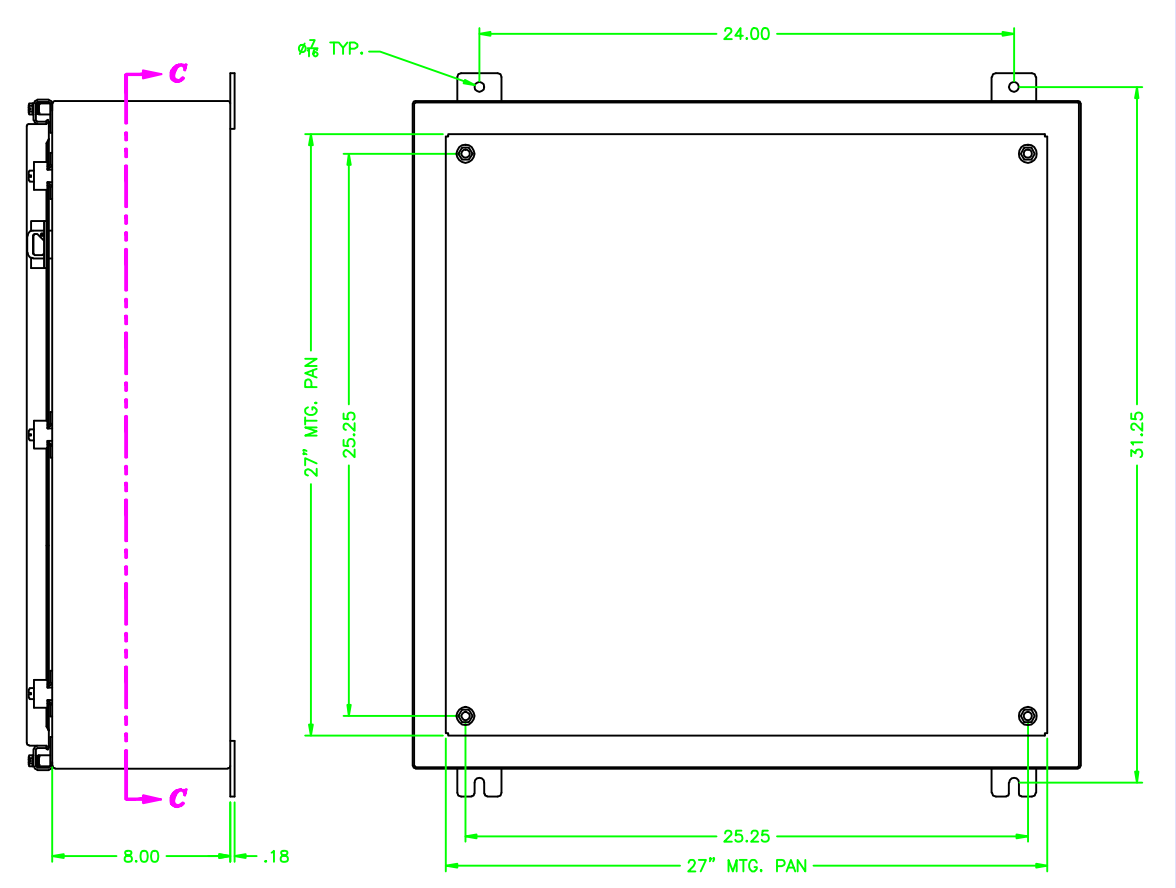
REV	REVISION	BY	BCN	DATE
A	INITIAL RELEASE	CLB		7/9/03

UNCONTROLLED DRAWING

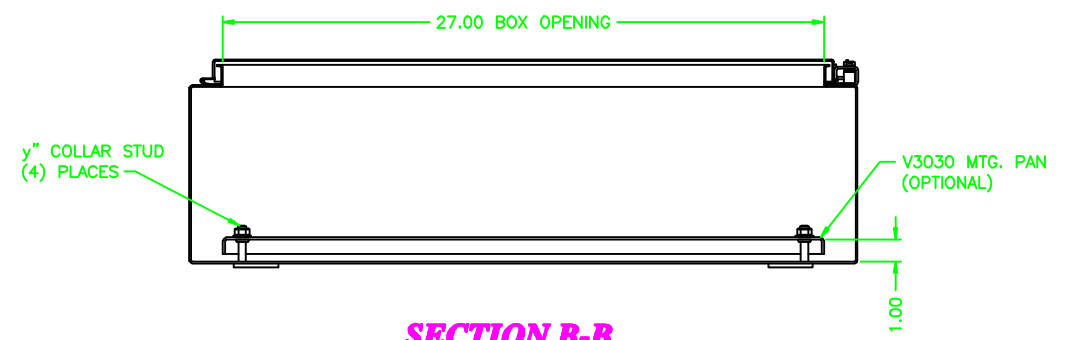
(DATA SUBJECT TO CHANGE WITHOUT NOTICE)
 FOR ADDITIONAL HELP CONTACT ENGINEERING@ADALET.com



SECTION A-A



SECTION C-C



SECTION B-B

ENCLOSURE MATERIAL	CATALOG NUMBER	PART NUMBER
88310L	N4X-303008	M10235
88304	N4X-303008	M10141

<p>DO NOT SCALE DRAWING</p> <p>UNLESS OTHERWISE SPECIFIED DIMENSIONS ARE IN INCHES.</p> <p>SHEET METAL TOLERANCES NOT OTHERWISE SPECIFIED:</p> <p>FINN ± 1/16"</p> <p>JXX ± .02"</p> <p>JXX ± .010"</p> <p>ANGLES ± 0°-30"</p> <p>INSIDE BEND RADIUS = .040" NOM.</p> <p>WARPAGE = 1/16" PER FOOT</p> <p>ALL WELD SIZES ARE MIN.</p>		<p>ADALET</p> <p>A SCOTT FETZER COMPANY</p> <p>Enclosure Systems • Cable Accessories</p> <p>Customer Service • 800-441-4444</p>	<p>DATE: 7/9/03</p> <p>SCALE: 1=4</p> <p>DWG NO: 303008</p> <p>SHEET: 10F1</p> <p>REV: A</p>
<p>NOTICE TO PERSONS RECEIVING THIS DRAWING: ADALET CLAIMS PROPRIETARY RIGHTS IN THE MATERIALS, METHODS, AND EQUIPMENT DESCRIBED HEREIN. THIS DRAWING IS ISSUED IN CONFIDENCE FOR ENGINEERING INFORMATION ONLY AND MAY NOT BE REPRODUCED OR USED TO MANUFACTURE, EITHER WHOLE OR PART, WITHOUT WRITTEN PERMISSION FROM ADALET TO THE USER.</p>		<p>N4-303008 ENCLOSURE ASSEMBLY</p> <p>DRAWN BY: CLB</p> <p>APP'D BY: CLB</p> <p>DATE: 7/9/03</p> <p>SCALE: 1=4</p> <p>DWG NO: 303008</p> <p>SHEET: 10F1</p> <p>REV: A</p>	