

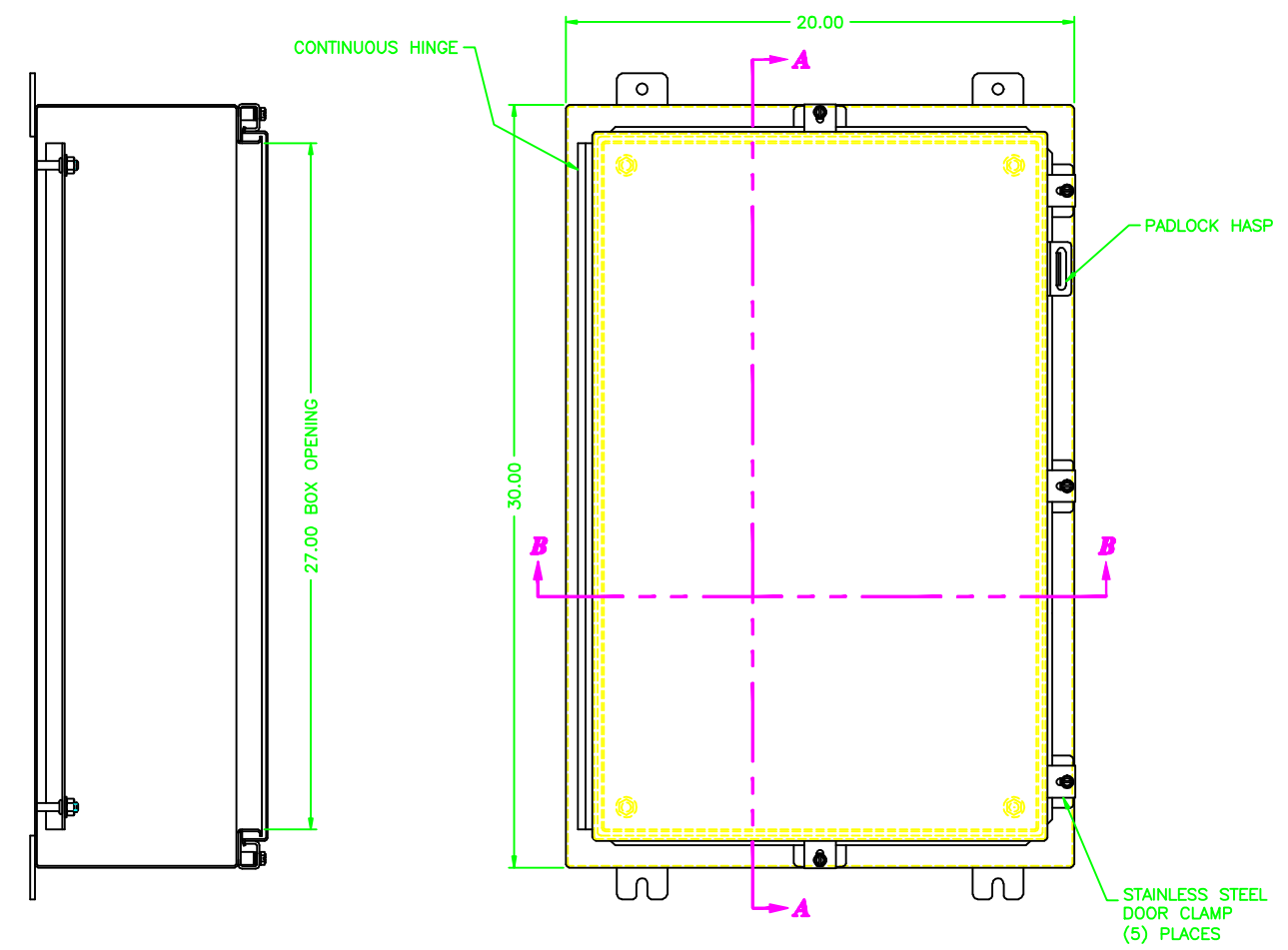
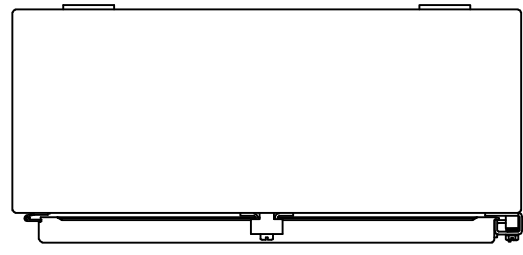
302008

REV	REVISION	BY	BCN	DATE
A	INITIAL RELEASE	CLB		7/10/03

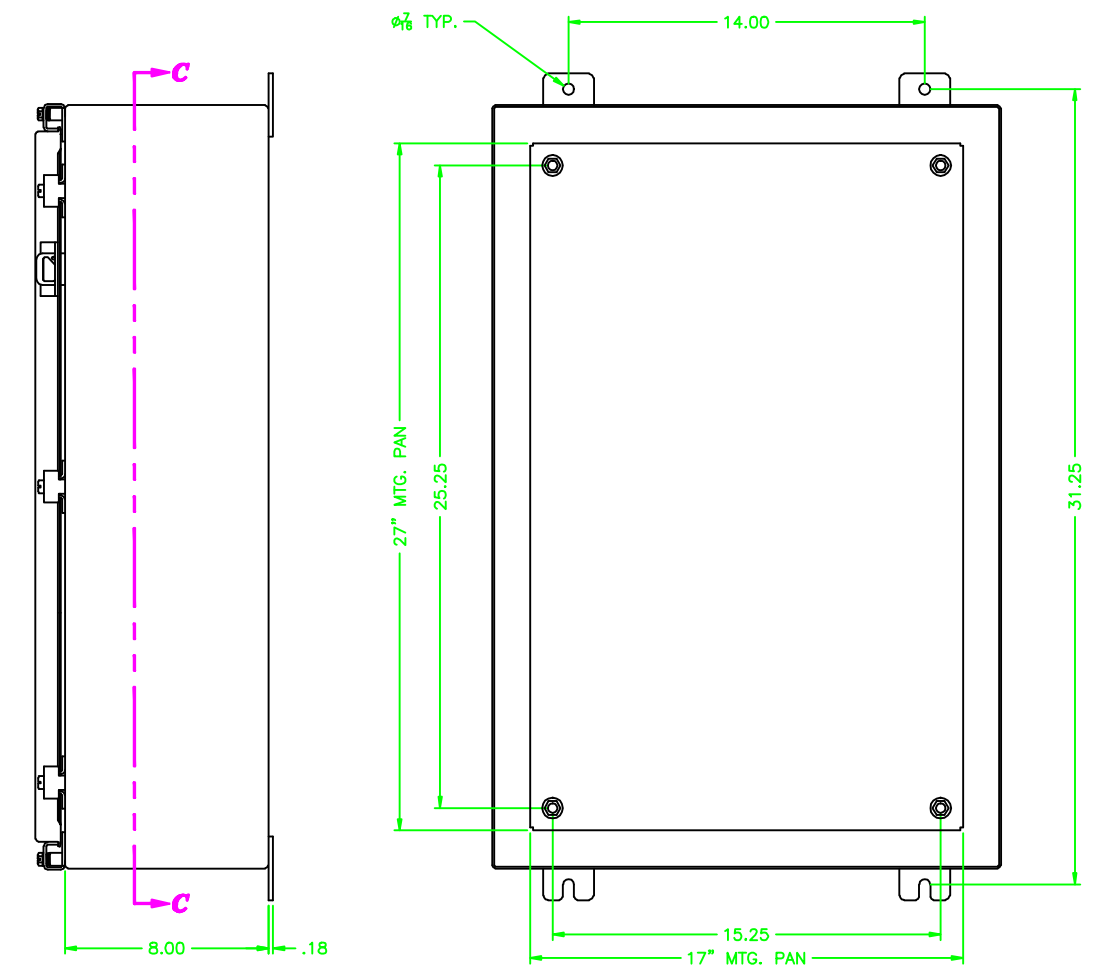
UNCONTROLLED DRAWING

(DATA SUBJECT TO CHANGE WITHOUT NOTICE)

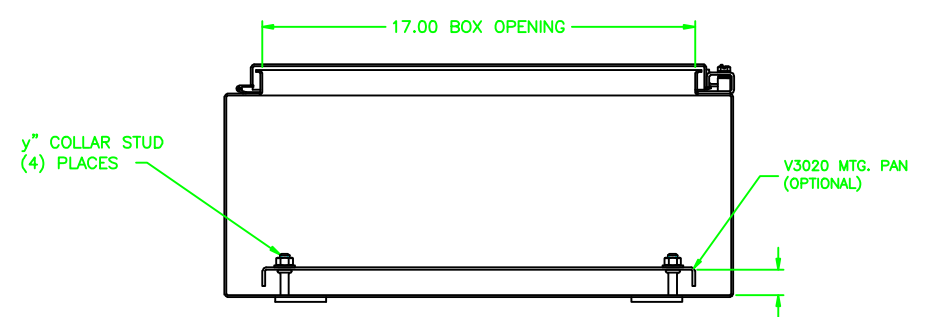
FOR ADDITIONAL HELP CONTACT ENGINEERING@ADALET.com



SECTION A-A



SECTION C-C



SECTION B-B

ENCLOSURE MATERIAL	CATALOG NUMBER	PART NUMBER
8891HL	N4X-302008	M10233
88904	N4X-302006	M10139

<p>DO NOT SCALE DRAWING</p> <p>UNLESS OTHERWISE SPECIFIED DIMENSIONS ARE IN INCHES.</p> <p>SHEET METAL TOLERANCES NOT OTHERWISE SPECIFIED:</p> <p>FINN ± 1/16"</p> <p>JXX ± .03"</p> <p>JXX ± .010"</p> <p>ANGLES ± 0°-30"</p> <p>INSIDE BEND RADIUS = .040" NOM.</p> <p>WARPAGE = 1/16" PER FOOT</p> <p>ALL WELD SIZES ARE MIN.</p>		<p>ADALET</p> <p>A SCOTT FETZER COMPANY</p> <p>Enclosure Systems • Cable Accessories</p> <p>Customer Service • 888-442-4242</p>		<p>N4-302008 ENCLOSURE ASSEMBLY</p>	
<p>NOTICE TO PERSONS RECEIVING THIS DRAWING:</p> <p>ADALET CLAIMS PROPRIETARY RIGHTS IN THE MATERIALS AND METHODS DESCRIBED IN THIS DRAWING. IT IS REQUESTED THAT YOU CONTACT ADALET FOR ENGINEERING INFORMATION ONLY AND MAY NOT BE REPRODUCED OR USED TO MANUFACTURE, EITHER WHOLE OR PART, WITHOUT EXPRESS WRITTEN PERMISSION FROM ADALET TO THE USER.</p>		<p>DRAWN BY: CLB</p> <p>DATE: 7/10/03</p> <p>APP. APPROVAL: [Signature]</p> <p>SCALE: 1=3.5</p> <p>REV. APPROVAL: [Signature]</p> <p>REV. DATE: D</p>		<p>FIG. NO: 302008</p> <p>SHEET: 10F1</p> <p>REV: A</p>	