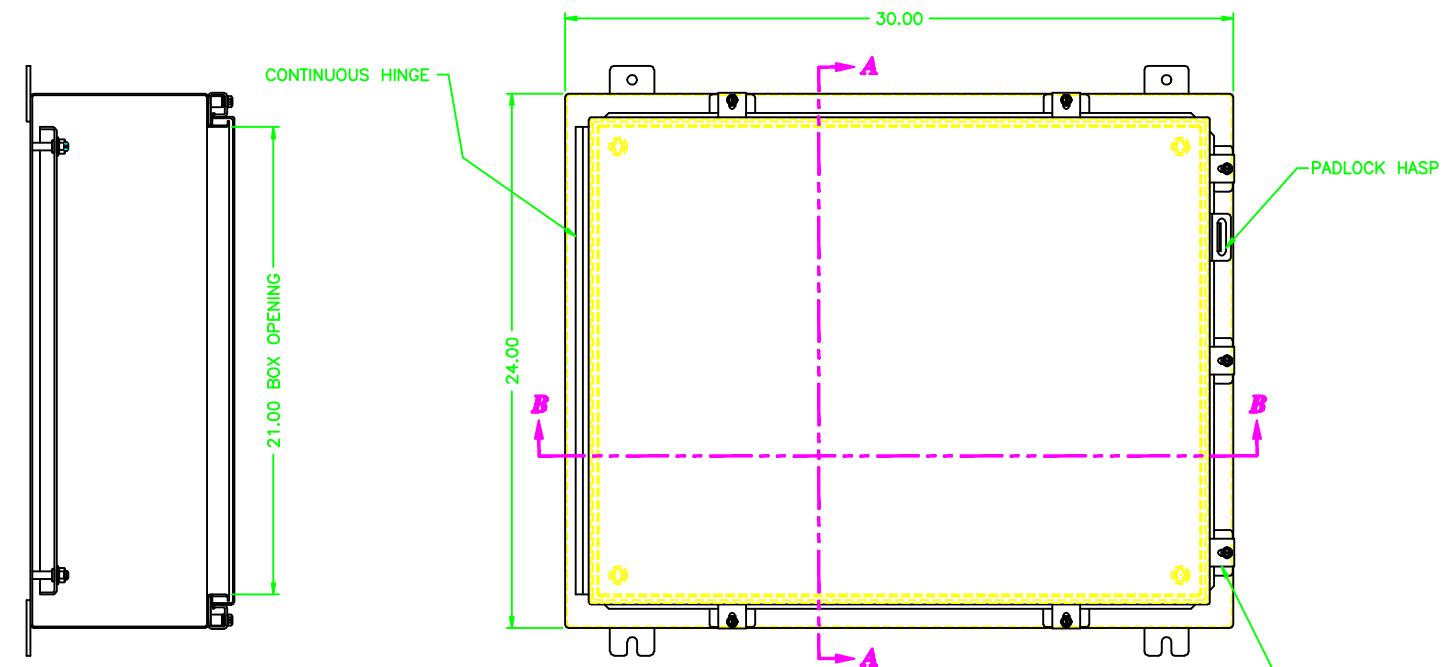



243008

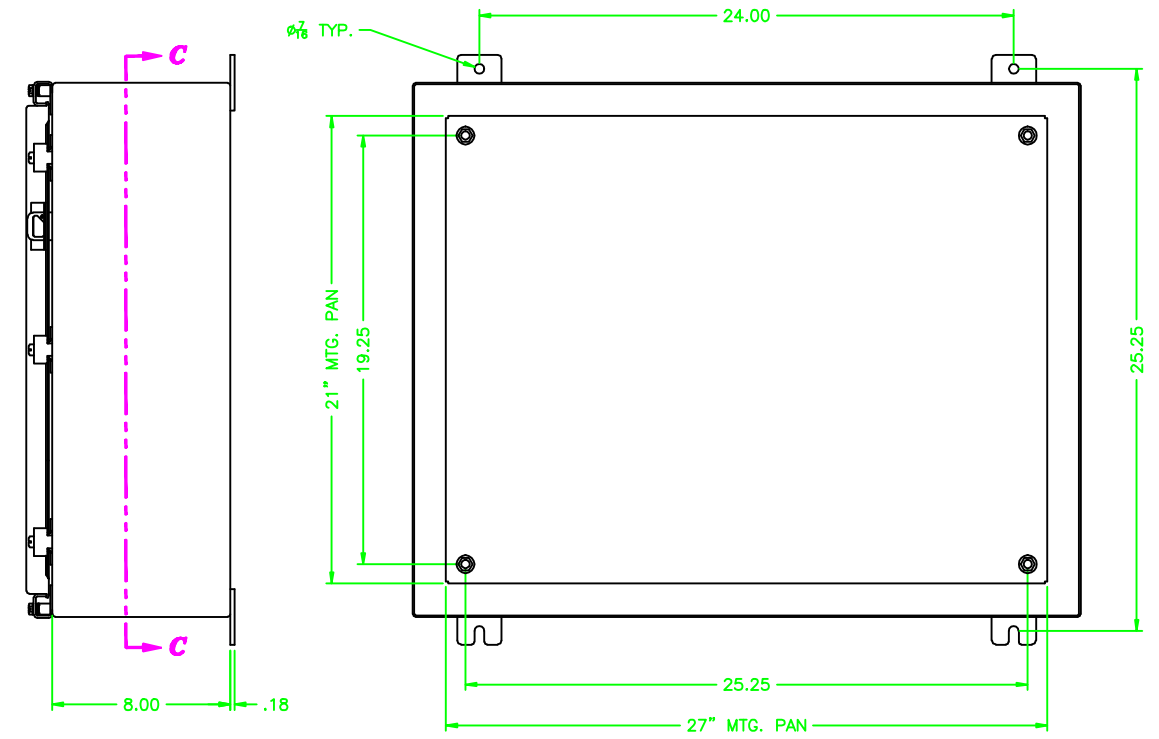
REV	REVISION	BY	BCN	DATE
A	INITIAL RELEASE	CLB		7/10/03

UNCONTROLLED DRAWING

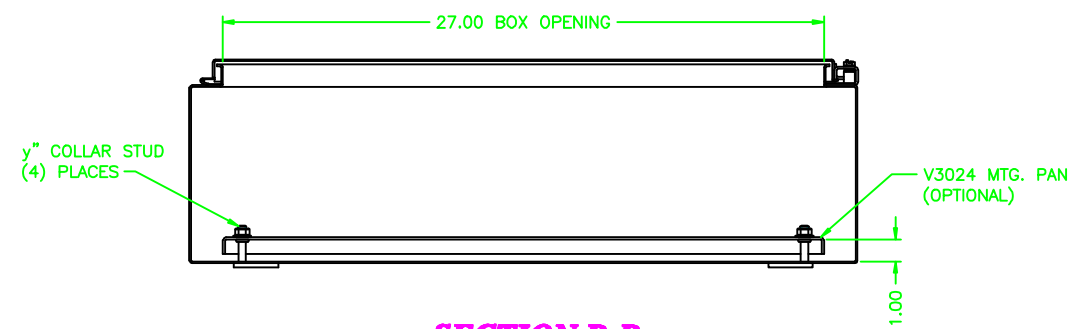
(DATA SUBJECT TO CHANGE WITHOUT NOTICE)
 FOR ADDITIONAL HELP CONTACT ENGINEERING@ADALET.com



SECTION A-A



SECTION C-C



SECTION B-B

ENCLOSURE MATERIAL	CATALOG NUMBER	PART NUMBER
88816L	N4XB-243008	M10232
88804	N4X-243008	M10158

<p>DO NOT SCALE DRAWING</p> <p>UNLESS OTHERWISE SPECIFIED DIMENSIONS ARE IN INCHES.</p> <p>SHEET METAL TOLERANCES NOT OTHERWISE SPECIFIED:</p> <p>FINN ± 1/16"</p> <p>JXX ± .03"</p> <p>JXX ± .010"</p> <p>ANGLES ± 0°-30"</p> <p>INSIDE BEND RADIUS = .040" NOM.</p> <p>WARPAGE = 1/16" PER FOOT</p> <p>ALL WELD SIZES ARE MIN.</p>		<p>ADALET</p> <p>A SCOTT FETZER COMPANY</p> <p>Engineers Systems • Cable Accessories</p> <p>Customer Service • 888-442-4242</p>	<p>NOTICE TO PERSONS RECEIVING THIS DRAWING:</p> <p>ADALET CLAIMS PROPRIETARY RIGHTS IN THE MATERIALS INCORPORATED HEREIN. THIS DRAWING IS ISSUED IN CONFIDENCE FOR ENGINEERING INFORMATION ONLY AND MAY NOT BE REPRODUCED OR USED TO MANUFACTURE, WITHOUT EXPRESS WRITTEN PERMISSION FROM ADALET TO THE USER.</p> <p>MATERIAL:</p> <p>FINN:</p> <p>JXX:</p> <p>DATE:</p>	<p>N4-243008 ENCLOSURE ASSEMBLY</p> <p>DRAWN BY: CLB</p> <p>DATE: 7/10/03</p> <p>REV APPROVAL: 1=4</p> <p>ENG APPROVAL: D</p> <p>DWG NO: 243008</p> <p>SHEET: 10F1</p> <p>REV: A</p>
--	--	--	---	--