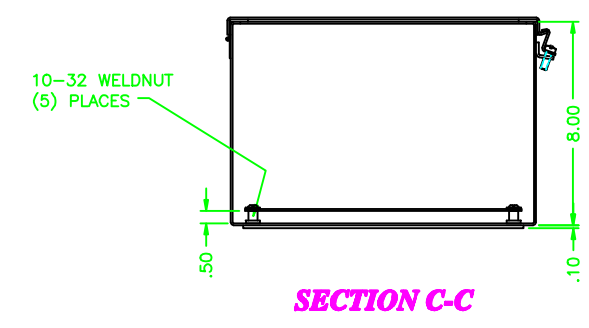
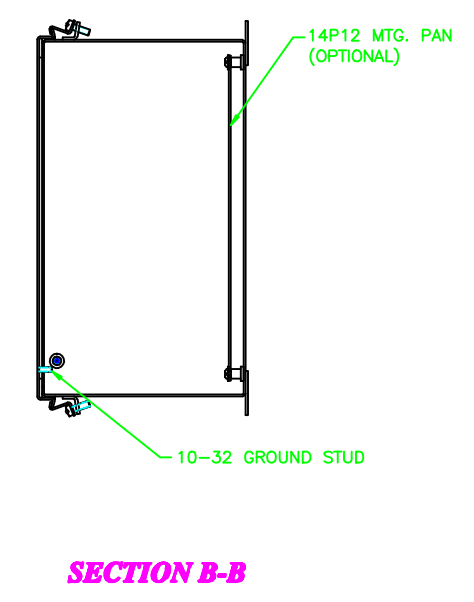
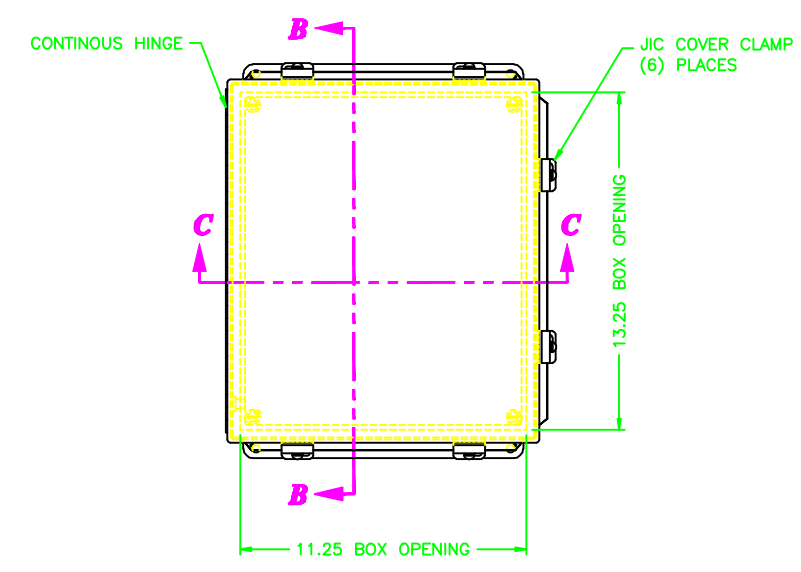
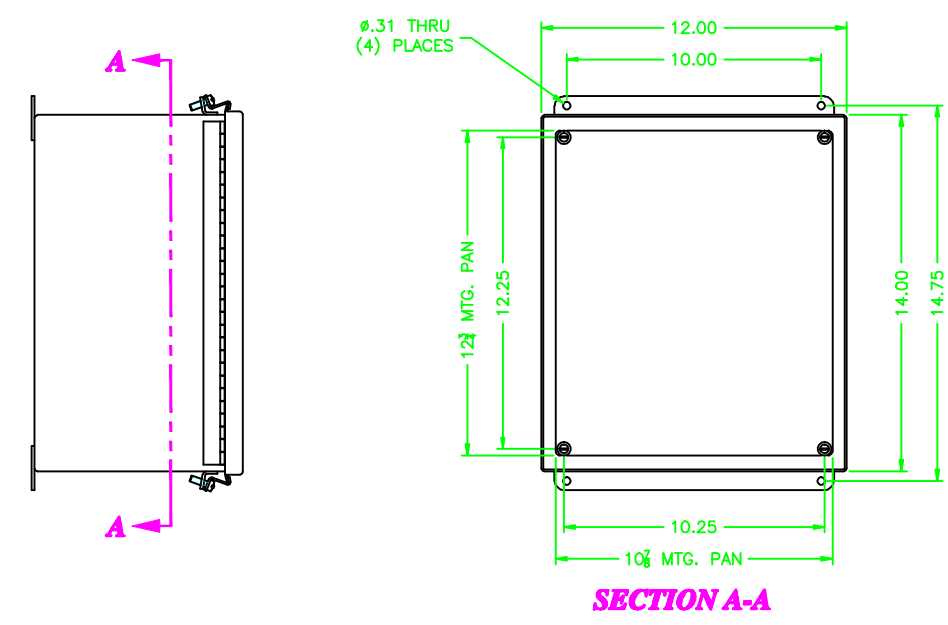
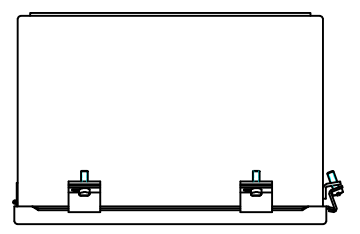


141208

REV	REVISION	BY	BCN	DATE
A	INITIAL RELEASE	CLB		8/15/03
B	12-3/4 MTG PAN DIM WAS 12-7/8	CLB		2/23/04

UNCONTROLLED DRAWING

(DATA SUBJECT TO CHANGE WITHOUT NOTICE)
 FOR ADDITIONAL HELP CONTACT ENGINEERING@ADALET.com



ENCLOSURE MATERIAL	CATALOG NUMBER	PART NUMBER
SS316L	JN4XHSS-141208	M10353
SS304	JN4XHSS-141208	M10323

<p>DO NOT SCALE DRAWING</p> <p>UNLESS OTHERWISE SPECIFIED DIMENSIONS ARE IN INCHES.</p> <p>SHEET METAL TOLERANCES NOT OTHERWISE SPECIFIED:</p> <p>FINN ± 1/16"</p> <p>JXX ± .03"</p> <p>JXX ± .010"</p> <p>ANGLES ± 0°-30"</p> <p>INSIDE BEND RADIUS = .040" NOM.</p> <p>WARPAGE = 1/16" PER FOOT</p> <p>ALL WELD SIZES ARE MIN.</p>		<p>ADALET</p> <p>A SCOTT FETZER COMPANY</p> <p>Engineers • Scientists • Technicians</p>		<p>NOTICE TO PERSONS RECEIVING THIS DRAWING: ADALET CLAIMS PROPRIETARY RIGHTS IN THE MATERIALS INCORPORATED HEREIN. THIS DRAWING IS ISSUED IN CONFIDENCE FOR ENGINEERING INFORMATION ONLY AND MAY NOT BE REPRODUCED OR USED TO MANUFACTURE, EITHER WHOLE OR PART, WITHOUT WRITTEN PERMISSION FROM ADALET TO THE USER.</p>		<p>DATE: 8/15/03</p> <p>SCALE: 1=3.5</p> <p>DRAWN BY: CLB</p> <p>REVISED BY: D</p>	
<p>ENCLOSURE MATERIAL CATALOG NUMBER PART NUMBER</p>				<p>JN4XHSS-141208 JIC ASSEMBLY</p>			
<p>141208</p>				<p>10F1 B</p>			