

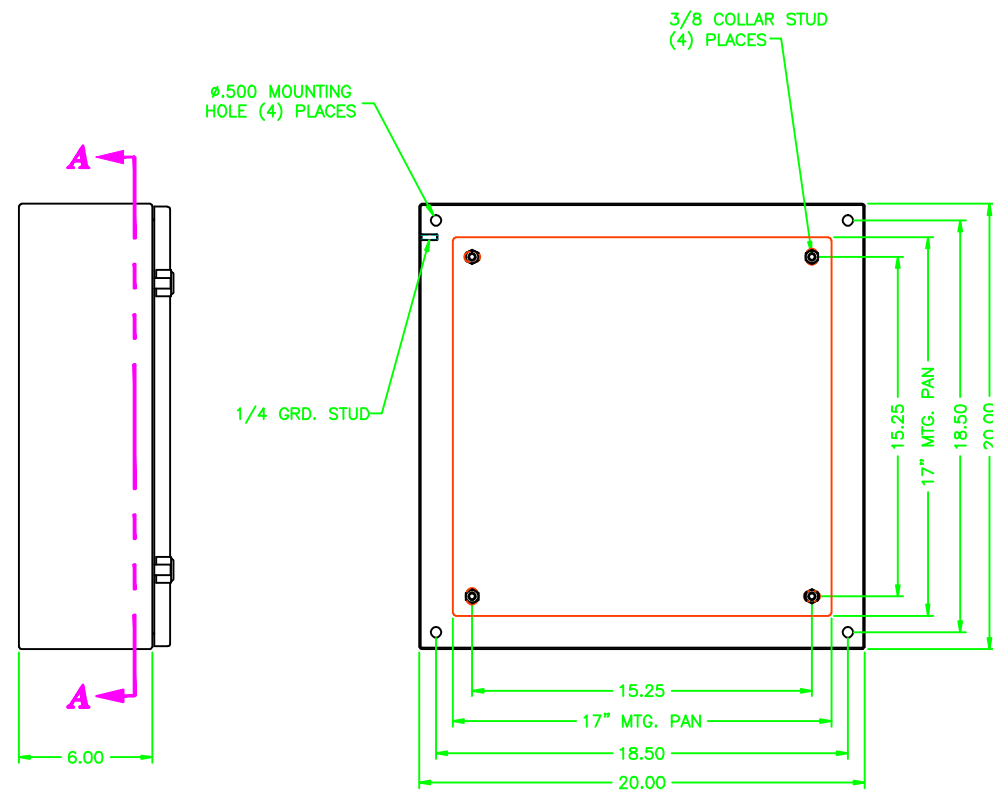

REV	REVISION	BY	BCN	DATE
A	INITIAL RELEASE	CLB		6/3/03

202006

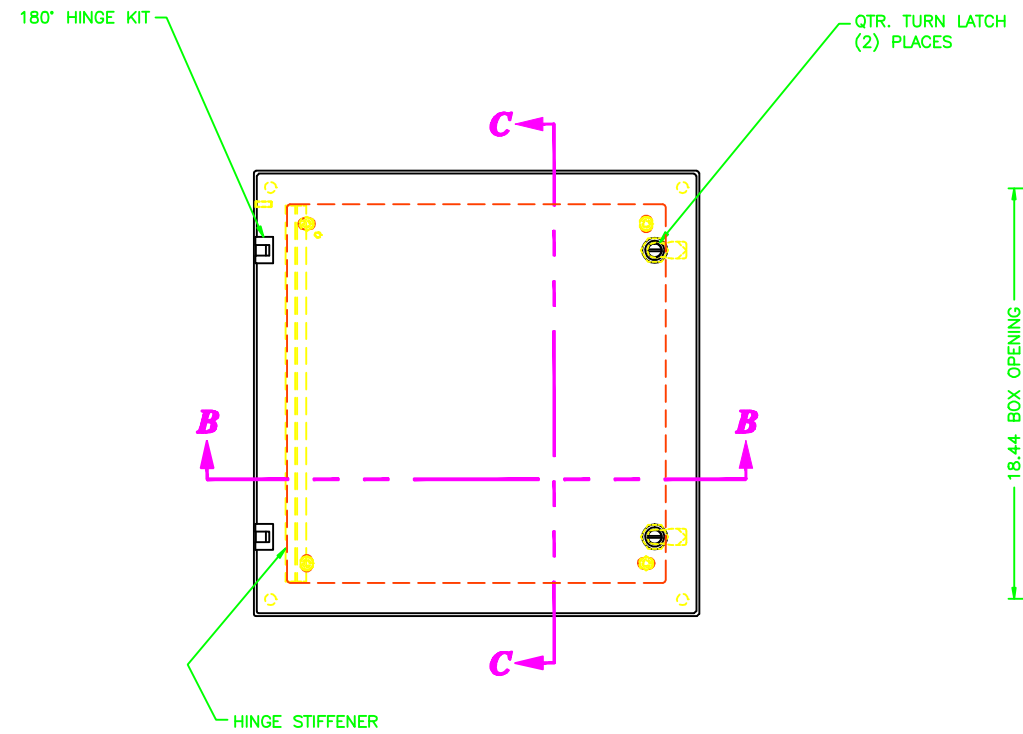
UNCONTROLLED DRAWING

(DATA SUBJECT TO CHANGE WITHOUT NOTICE)

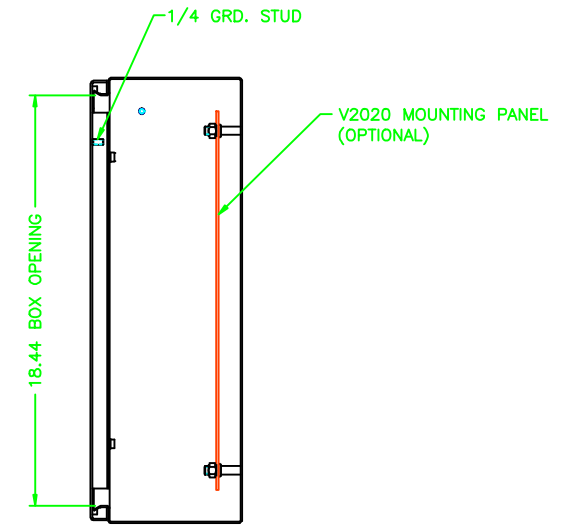
FOR ADDITIONAL HELP CONTACT ENGINEERING@ADALET.com



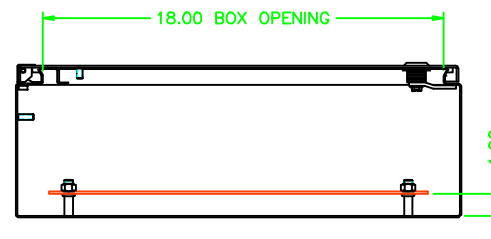
SECTION A-A



SECTION B-B



SECTION C-C



ENCLOSURE MATERIAL	CATALOG NUMBER	PART NUMBER
SS316L	AVSS6-202006	M10059
SS304	AVSS-202006	M10005

DO NOT SCALE DRAWING		UNLESS OTHERWISE SPECIFIED DIMENSIONS ARE IN INCHES.		SHEET METAL TOLERANCES NOT OTHERWISE SPECIFIED:	
FRAC ± 1/16"	DEC ± .02"	XXX ± .010"	ANGLES ± 0°-30"	INSIDE BEND RADIUS = .040" NOM.	WARPAGE = 1/16" PER FOOT
ALL WELD SIZES ARE MIN.		ADALET — A SCOTT PETZER COMPANY Rackmount Systems • Cable Accessories		202006 VICTORY ENCLOSURE ASSEMBLY	
NOTICE TO PERSONS RECEIVING THIS DRAWING: ADALET CLAIMS PROPRIETARY RIGHTS IN THE MATERIALS, METHODS, AND EQUIPMENT DESCRIBED HEREIN. THIS DRAWING IS ISSUED IN CONFIDENCE FOR ENGINEERING CONSULTATION ONLY AND MAY NOT BE REPRODUCED OR USED TO MANUFACTURE WITHOUT EXPRESS WRITTEN PERMISSION FROM ADALET TO THE USER.		DRAWN BY	CLB	DATE	6/3/03
PERMIT		REV	D	PLAT SCALE	1=4
REV		DWG NO	202006	REV	10F1
REV		REV	A		