

# Table of Contents

|   |    |                             |    |
|---|----|-----------------------------|----|
| <b>Introduction</b> .....               | 4  | Jelly Beans .....           | 38 |
|   |    | The Penny Jar .....         | 39 |
|   |    | Marbles .....               | 40 |
| <b>Number and Operations</b>            |    | Let's Double .....          | 41 |
| Place Value .....                       | 5  | Science Experiment .....    | 42 |
| What Place? .....                       | 6  | Charlotte's Decision .....  | 43 |
| Number Arrangement .....                | 7  | Reading Contest .....       | 44 |
| Decimals .....                          | 8  | Basketball Game .....       | 45 |
| More Decimals .....                     | 9  | Tulips .....                | 46 |
| Cameron's Day .....                     | 10 | Venn Diagram .....          | 47 |
| Peanut Hunt .....                       | 11 | Gymnastics Challenges ..... | 48 |
| Can Drive .....                         | 12 | More Diagrams .....         | 49 |
| Gold Rush .....                         | 13 | Who Is First? .....         | 50 |
| The Wedding .....                       | 14 | Which Floor? .....          | 51 |
| National Parks .....                    | 15 | Band Concert .....          | 52 |
| The Aquarium .....                      | 16 |                             |    |
| Guess How Many .....                    | 17 | <b>Algebra</b>              |    |
| Summer Trips .....                      | 18 | Magic Squares .....         | 53 |
| Ready for School .....                  | 19 | Could It Be Magic? .....    | 54 |
| Implied Steps .....                     | 20 | Math Magic .....            | 55 |
| Summer Vacation .....                   | 21 | Prizes .....                | 56 |
| Music Lessons .....                     | 22 | Lockers .....               | 57 |
| Fraction Puzzles .....                  | 23 | All Aboard! .....           | 58 |
| Fraction Sums and Differences .....     | 24 | What Is Missing? .....      | 59 |
| Fraction Addition and Subtraction ..... | 25 | Missing Numbers .....       | 60 |
| Can You Guess? .....                    | 26 | Something Is Missing .....  | 61 |
| Your Guess, Please .....                | 27 | Function Junction .....     | 62 |
| Can You Double-Check That? .....        | 28 | What Happened? .....        | 63 |
| The Game .....                          | 29 | Phone Numbers .....         | 64 |
| Veterinarian Clinic .....               | 30 |                             |    |
| Jobs .....                              | 31 | <b>Geometry</b>             |    |
| Checkbook Math .....                    | 32 | Magician's Shapes .....     | 65 |
| Yard Work .....                         | 33 | Marvyn's Shapes .....       | 66 |
| Mistakes .....                          | 34 | Shape Magic .....           | 67 |
| First Jobs .....                        | 35 |                             |    |
| Earning and Spending .....              | 36 |                             |    |
| How Long? .....                         | 37 |                             |    |

|                                |    |
|--------------------------------|----|
| Circumference . . . . .        | 68 |
| Tree Farm . . . . .            | 69 |
| Wagon Wheels . . . . .         | 70 |
| Triangles . . . . .            | 71 |
| Triangles' Angles . . . . .    | 72 |
| Assignment Triangles . . . . . | 73 |
| Area . . . . .                 | 74 |
| The Toy Store . . . . .        | 75 |
| Playground . . . . .           | 76 |
| Volume . . . . .               | 77 |
| The Terrarium . . . . .        | 78 |
| Playtime . . . . .             | 79 |

**Measurement**

|                               |    |
|-------------------------------|----|
| Time . . . . .                | 80 |
| Working . . . . .             | 81 |
| Travel Time . . . . .         | 82 |
| Are We There Yet? . . . . .   | 83 |
| Traveling . . . . .           | 84 |
| Distance . . . . .            | 85 |
| Baking Cookies . . . . .      | 86 |
| Birthday Party . . . . .      | 87 |
| Pizza Fun . . . . .           | 88 |
| How Much Do I Need? . . . . . | 89 |
| Now You Are Cooking . . . . . | 90 |
| In the Kitchen . . . . .      | 91 |
| The Sleepover . . . . .       | 92 |
| The Fruit Stand . . . . .     | 93 |
| Dinner Plans . . . . .        | 94 |

**Data Analysis and Probability**

|                           |    |
|---------------------------|----|
| Candy Store . . . . .     | 95 |
| Park Lunch . . . . .      | 96 |
| School Supplies . . . . . | 97 |

|                                 |     |
|---------------------------------|-----|
| Ratio and Probability . . . . . | 98  |
| Ratios . . . . .                | 99  |
| Comparing . . . . .             | 100 |
| Percentages . . . . .           | 101 |
| Percents Are Fun . . . . .      | 102 |
| What Percent Is Left? . . . . . | 103 |
| Baseball Tournament . . . . .   | 104 |
| Tennis Match . . . . .          | 105 |
| All City Chess . . . . .        | 106 |
| Ice-Cream Sundae . . . . .      | 107 |
| Your Order, Please . . . . .    | 108 |
| School Colors . . . . .         | 109 |
| Camp Activities . . . . .       | 110 |
| Zoo Animals . . . . .           | 111 |
| Favorite Subject . . . . .      | 112 |
| Favorite Colors . . . . .       | 113 |
| Ice Cream . . . . .             | 114 |
| Birthdays . . . . .             | 115 |
| Nicknames . . . . .             | 116 |
| Bird Watching . . . . .         | 117 |
| Toy Time . . . . .              | 118 |
| Lunchtime . . . . .             | 119 |

|                             |            |
|-----------------------------|------------|
| <b>Answer Key . . . . .</b> | <b>120</b> |
|-----------------------------|------------|

# Introduction

Each book in the *Power Practice*<sup>™</sup> series contains over 100 ready-to-use activity pages to provide students with skill practice. The fun activities can be used to supplement and enhance what you are already teaching in your classroom. Give an activity page to students as independent class work, or send the pages home as homework to reinforce skills taught in class. An answer key is provided for quick reference.

*Math Logic & Word Problems 5–6* provides activities that will directly assist students in practicing and solving logic and problem-solving challenges, as well as reinforcing math skills such as decimals, fractions, addition, subtraction, multiplication, division, graphing, time, probability, and more! The book is organized by the National Council of Teachers of Mathematics (NCTM) standards and contains motivating activities that cover number and operations, algebra, geometry, measurement, and data analysis and probability.

The activities include various types of logic questions. The activities are grouped in “sets” that cover each type of question. The first activity page of each set includes a brief explanation of which strategies to use to complete the problem. These pages include a section called “Strategic Steps” that explain how to solve the problem. The subhead *Show Me the Way* identifies these types of pages. The remaining pages offer students a chance to independently practice using the strategies and steps to solve similar problems.

Use these ready-to-go activities to “recharge” skill review and give students the power to succeed!

# Place Value

SHOW ME THE WAY

Ashley needs help to correct her math homework. She is having trouble with lining up problems to add and everything is in the wrong place. Can you help her?

- A. 245.6  
 98.00  
 123.4  
 2.456

|       | Hundred thousands | Ten thousands | Thousands | Hundreds | Tens | Ones | Decimal | Tenths | Hundredths | Thousandths |
|-------|-------------------|---------------|-----------|----------|------|------|---------|--------|------------|-------------|
|       |                   |               |           |          |      |      | .       |        |            |             |
|       |                   |               |           |          |      |      | .       |        |            |             |
|       |                   |               |           |          |      |      | .       |        |            |             |
|       |                   |               |           |          |      |      | .       |        |            |             |
| Total |                   |               |           |          |      |      | .       |        |            |             |

## Strategic Steps

- Remember that you need to line up the decimal points so that the similar place values are aligned. The problem Ashley has is that her numbers are lined up haphazardly instead of by place value.
- The first number has a 2 in the hundreds place, a 4 in the tens place, a 5 in the ones place, and a decimal followed by the 6 in the tenths place. Write this number on the chart by placing each number in the correct place-value position.
- The second number has a 9 in the tens place. Place this number in the correct position on the chart.
- Repeat for the other two numbers.
- Now that the numbers are lined up correctly, add the numbers together.

# What Place?

Bryan is having trouble lining up problems to add. Everything is in the wrong place. Help him solve the problems.

**A.** 
$$\begin{array}{r} 42.104 \\ 543.72 \\ 50.837 \\ + 5216.8 \\ \hline \end{array}$$

|       | Hundred thousands | Ten thousands | Thousands | Hundreds | Tens | Ones | Decimal | Tenths | Hundredths | Thousandths |
|-------|-------------------|---------------|-----------|----------|------|------|---------|--------|------------|-------------|
|       |                   |               |           |          |      |      | .       |        |            |             |
|       |                   |               |           |          |      |      | .       |        |            |             |
|       |                   |               |           |          |      |      | .       |        |            |             |
|       |                   |               |           |          |      |      | .       |        |            |             |
| Total |                   |               |           |          |      |      | .       |        |            |             |

**B.** 
$$\begin{array}{r} 4.215 \\ 38.07 \\ 240.7 \\ + 73.86 \\ \hline \end{array}$$

|       |  |  |  |  |  |  |   |  |  |  |
|-------|--|--|--|--|--|--|---|--|--|--|
|       |  |  |  |  |  |  | . |  |  |  |
|       |  |  |  |  |  |  | . |  |  |  |
|       |  |  |  |  |  |  | . |  |  |  |
|       |  |  |  |  |  |  | . |  |  |  |
| Total |  |  |  |  |  |  | . |  |  |  |

**C.** 
$$\begin{array}{r} 42.104 \\ 4989.6 \\ 543.72 \\ + 3679.8 \\ \hline \end{array}$$

|       |  |  |  |  |  |  |   |  |  |  |
|-------|--|--|--|--|--|--|---|--|--|--|
|       |  |  |  |  |  |  | . |  |  |  |
|       |  |  |  |  |  |  | . |  |  |  |
|       |  |  |  |  |  |  | . |  |  |  |
|       |  |  |  |  |  |  | . |  |  |  |
| Total |  |  |  |  |  |  | . |  |  |  |

**D.** 
$$\begin{array}{r} 738.9 \\ 528.65 \\ 3.765 \\ + 244 \\ \hline \end{array}$$

|       |  |  |  |  |  |  |   |  |  |  |
|-------|--|--|--|--|--|--|---|--|--|--|
|       |  |  |  |  |  |  | . |  |  |  |
|       |  |  |  |  |  |  | . |  |  |  |
|       |  |  |  |  |  |  | . |  |  |  |
|       |  |  |  |  |  |  | . |  |  |  |
| Total |  |  |  |  |  |  | . |  |  |  |

# Number Arrangement

Align each number, then add.

**A.** 
$$\begin{array}{r} 523.165 \\ 52.168 \\ 242.41 \\ + 10.731 \\ \hline \end{array}$$

|       | Hundred thousands | Ten thousands | Thousands | Hundreds | Tens | Ones | Decimal | Tenths | Hundredths | Thousandths |
|-------|-------------------|---------------|-----------|----------|------|------|---------|--------|------------|-------------|
|       |                   |               |           |          |      |      | .       |        |            |             |
|       |                   |               |           |          |      |      | .       |        |            |             |
|       |                   |               |           |          |      |      | .       |        |            |             |
|       |                   |               |           |          |      |      | .       |        |            |             |
| Total |                   |               |           |          |      |      | .       |        |            |             |

**B.** 
$$\begin{array}{r} 54.3 \\ 783.653 \\ 2340.311 \\ + 14.307 \\ \hline \end{array}$$

|       |  |  |  |  |  |  |   |  |  |  |
|-------|--|--|--|--|--|--|---|--|--|--|
|       |  |  |  |  |  |  | . |  |  |  |
|       |  |  |  |  |  |  | . |  |  |  |
|       |  |  |  |  |  |  | . |  |  |  |
|       |  |  |  |  |  |  | . |  |  |  |
| Total |  |  |  |  |  |  | . |  |  |  |

**C.** 
$$\begin{array}{r} 483.44 \\ 86.736 \\ 1242.369 \\ + 896.896 \\ \hline \end{array}$$

|       |  |  |  |  |  |  |   |  |  |  |
|-------|--|--|--|--|--|--|---|--|--|--|
|       |  |  |  |  |  |  | . |  |  |  |
|       |  |  |  |  |  |  | . |  |  |  |
|       |  |  |  |  |  |  | . |  |  |  |
|       |  |  |  |  |  |  | . |  |  |  |
| Total |  |  |  |  |  |  | . |  |  |  |

**D.** 
$$\begin{array}{r} 5428.235 \\ 1.458 \\ 53.093 \\ + 158.09 \\ \hline \end{array}$$

|       |  |  |  |  |  |  |   |  |  |  |
|-------|--|--|--|--|--|--|---|--|--|--|
|       |  |  |  |  |  |  | . |  |  |  |
|       |  |  |  |  |  |  | . |  |  |  |
|       |  |  |  |  |  |  | . |  |  |  |
|       |  |  |  |  |  |  | . |  |  |  |
| Total |  |  |  |  |  |  | . |  |  |  |

# Decimals

SHOW ME THE WAY

- A.** Yesterday Sheri mowed 0.34 of the backyard. This morning she mowed an additional 0.43 of the yard. How much more does she have to mow?

## Strategic Steps

- 1** The first step is to add the two decimals. Using vertical addition, line up the decimals and then add:

$$\begin{array}{r} 0.34 \\ + 0.43 \\ \hline \end{array}$$

- 2** Now, subtract from 1, to represent the entire yard.

$$\begin{array}{r} 1.00 \\ - \underline{\hspace{2cm}} \text{ (answer from step 1)} \end{array}$$

- B.** Kathy, Lara, Madison, Aaron, and Wesley were practicing for a track meet. They each ran during practice today. Use the chart to see how far each friend ran, and then put them in order from who ran the shortest to the longest distance.

| Name    | Distance Ran |
|---------|--------------|
| Kathy   | 3.7 miles    |
| Lara    | 1.9 miles    |
| Madison | 0.45 miles   |
| Aaron   | 2.01 miles   |
| Wesley  | 0.64 miles   |

\_\_\_\_\_


\_\_\_\_\_

## Strategic Steps


- 1** First, look at the whole number. A smaller whole number will have lesser value, regardless of the decimals following it.
- 2** Now, look at the number in the tenths place, the larger the number, the closer it will be to the next whole number.

# More Decimals

- A.** For Pat's birthday he invited 2 friends over to watch movies. They ordered pizza and ate 0.33 of it. After the movie, the friends were talking and ate another 0.25 of the pizza. How much will be left for Pat's family to have for lunch the next day?




- B.** The school secretary was making copies of flyers to send home with all the students in the school. She used 1.33 packs of paper in the morning. She then used another 3.4 packs of paper in the afternoon. If she had 7 packs of paper when she began, how many are left?



- C.** Nick was cleaning up after the PTA meeting. He collected all the opened and unopened juice bottles. There were 1.2 bottles of apple juice, 2 bottles of grape juice, 1.7 bottles of cranberry juice, and 0.3 bottle of fruit punch. How much drink was left after the meeting?




- D.** Kara's family is looking for a lot to build a new house. They looked at 5 lots and are trying to find the largest one. The lots are 1.74 acres, 1.705 acres, 1.07 acres, 1.75 acres, and 1.3 acres. Put the lots in order from smallest to largest.






# Cameron's Day

- A.** For breakfast, Cameron drank 0.45 cup of water and 0.84 cup of orange juice. If he needs to drink 2 cups of fluid for breakfast, how much more does he need to drink?



- B.** On the bus ride home from school, Cameron read 0.25 of his history chapter. That afternoon he read another 0.33 of the chapter. While waiting for dinner he read another 0.145 of the chapter. How much does he have left to read after dinner?



- C.** Cameron weighed all the animals in his toy animal collection. The table below shows the weights. Put them in order from greatest to least weight.

| Animal    | Weight |
|-----------|--------|
| Fox       | .75 g  |
| Beaver    | 1.2 g  |
| Deer      | 1.34 g |
| Alligator | .83 g  |
| Buffalo   | .98 g  |

- D.** Cameron and his dad have been working on building a model train layout. The first month they put down 3.2 feet of track. The second month they removed 1.15 feet of track and then put down 1.4 feet of track. The third month they removed 2 feet of track and then finished the tracks by adding an additional 5.7 feet of track. How long was the completed track?