

Contents

Grade 1 Standards—		
Reading: Informational Text	2	
Reading Passages Specific Standards.	3	
Introduction	4	
Text Features	5	
Staying Healthy		
My Heart	6	
I Can Move My Body	8	
We Need Water.	10	
I Protect Myself from Cold	12	
Cover Sneezes and Coughs	14	
No Peanuts for Me!	16	
Apples Are Good to Eat	18	
Staying Safe		
Safe in the Sun	20	
Play Safely.	22	
What Is a Smoke Detector?	24	
Who Keeps Me Safe?.	26	
Songs and Rhymes		
Inky Dinky Spider	28	
One, Two, Buckle My Shoe	30	
My Community		
Where Does Trash Go?	32	
Farmers	34	
At the Park	36	
In Space		
The Sun	38	
Space.	40	
Plants		
About Seeds.	42	
What Is a Cactus?	44	
Sara’s Flower Garden.	46	
How People Use Plants	48	
Why Plant a Tree?	50	
Friends		
How to Be a Good Friend.	52	
Ways to Be Kind	54	
Play Fair.	56	
Interesting People		
Neil Armstrong.	58	
Sally Ride	60	
Thomas Edison.	62	
Alexander Graham Bell	64	
Animals and Pets		
My Trip to a Farm	66	
What Animals Eat	68	
Taking Care of a Pet	70	
My Cat Boots.	72	
My Dog Jake	74	
Ducks and Geese.	76	
Fish Facts	78	
Mighty Moles.	80	
You Can Do It!		
You Can Write an E-mail	82	
Times of the Year		
This Is January	84	
Summer Days.	86	
One Fall Day	88	
More to Learn		
How Toy Ads Work	90	
I Have Money.	92	
Mixing Colors	94	
Clouds.	96	
Make Some Noise!	98	
Using Text Features—Table of Contents.	100	
Graphic Organizers	102	
How Am I Doing?	112	
Reading Comprehension Student Tracking Sheet	113	
Achievement Certificate.	114	
Answers.	115	

Grade 1 Standards—Reading: Informational Text

A. Key Ideas and Details	
	1. Ask and answer questions about key details in a text.
	2. Identify the main topic and retell key details of a text.
	3. Describe the connection between two individuals, events, ideas, or pieces of information in a text.
B. Craft and Structure	
	1. Ask and answer questions to help determine or clarify the meaning of words and phrases in a text.
	2. Know and use various text features (e.g., headings, tables of contents, glossaries, electronic menus, icons) to locate key facts or information in a text.
	3. Distinguish between information provided by pictures or other illustrations and information provided by the words in a text.
C. Integration of Knowledge and Ideas	
	1. Use the illustrations and details in a text to describe its key ideas.
	2. Identify the reasons an author gives to support points in a text.
	3. Identify basic similarities in and differences between two texts on the same topic (e.g., in illustrations, descriptions, or procedures).
D. Range of Reading and Level of Text Complexity	
	1. With prompting and support, read informational texts appropriately complex for grade 1.

Visit www.creativeteaching.com to find out how this book correlates to Common Core and/or State Standards.

Reading Passages Specific Standards

Text	A. 1	A. 2	A. 3	B. 1	B. 2	B. 3	C. 1	C. 2	C. 3	D. 1
My Heart (p. 6)	✓	✓			✓		✓		N/A	✓
I Can Move My Body (p. 8)	✓			✓			✓		N/A	✓
We Need Water (p. 10)	✓	✓		✓		✓			N/A	✓
I Protect Myself from Cold (p. 12)	✓	✓				✓			N/A	✓
Cover Sneezes and Coughs (p. 14)	✓	✓			✓		✓	✓	N/A	✓
No Peanuts for Me! (p. 16)	✓	✓		✓	✓	✓	✓		N/A	✓
Apples Are Good to Eat (p. 18)	✓				✓			✓	N/A	✓
Safe in the Sun (p. 20)	✓	✓					✓		N/A	✓
Play Safely (p. 22)	✓	✓	✓				✓		N/A	✓
What Is a Smoke Detector? (p. 24)	✓			✓					N/A	✓
Who Keeps Me Safe? (p. 26)	✓		✓			✓			N/A	✓
Inky Dinky Spider (p. 28)	✓	✓	✓				✓		N/A	✓
One, Two, Buckle My Shoe (p. 30)	✓			✓	✓	✓			N/A	✓
Where Does Trash Go? (p. 32)	✓			✓	✓	✓			N/A	✓
Farmers (p. 34)	✓					✓	✓		N/A	✓
At the Park (p. 36)	✓				✓			✓	N/A	✓
The Sun (p. 38)	✓	✓							N/A	✓
Space (p. 40)	✓			✓	✓		✓		N/A	✓
About Seeds (p. 42)	✓		✓	✓	✓				N/A	✓
What Is a Cactus? (p. 44)	✓			✓	✓				N/A	✓
Sara's Flower Garden (p. 46)	✓		✓					✓	N/A	✓
How People Use Plants (p. 48)	✓	✓							N/A	✓
Why Plant a Tree? (p. 50)	✓						✓		N/A	✓
How to Be a Good Friend (p. 52)	✓	✓				✓	✓		N/A	✓
Ways to Be Kind (p. 54)	✓	✓			✓	✓	✓		N/A	✓
Play Fair (p. 56)	✓	✓	✓	✓			✓		N/A	✓
Neil Armstrong (p. 58)	✓						✓		N/A	✓
Sally Ride (p. 60)	✓	✓	✓	✓			✓		N/A	✓
Thomas Edison (p. 62)	✓		✓	✓			✓		N/A	✓
Alexander Graham Bell (p. 64)	✓			✓					N/A	✓
My Trip to a Farm (p. 66)	✓	✓				✓	✓		N/A	✓
What Animals Eat (p. 68)	✓	✓		✓					N/A	✓
Taking Care of a Pet (p. 70)	✓	✓					✓		N/A	✓
My Cat Boots (p. 72)	✓	✓	✓				✓		N/A	✓
My Dog Jake (p. 74)	✓						✓		N/A	✓
Ducks and Geese (p. 76)	✓	✓	✓						N/A	✓
Fish Facts (p. 78)	✓								N/A	✓
Mighty Moles (p. 80)	✓		✓		✓				N/A	✓
You Can Write an E-mail (p. 82)		✓					✓		N/A	✓
This Is January (p. 84)	✓					✓	✓		N/A	✓
Summer Days (p. 86)	✓						✓	✓	N/A	✓
One Fall Day (p. 88)	✓	✓					✓		N/A	✓
How Toy Ads Work (p. 90)	✓	✓				✓	✓		N/A	✓
I Have Money (p. 92)		✓				✓	✓		N/A	✓
Mixing Colors (p. 94)	✓						✓		N/A	✓
Clouds (p. 96)	✓	✓							N/A	✓
Make Some Noise! (p. 98)	✓	✓					✓		N/A	✓
Using Text Features—Table of Contents (p. 100)	✓		✓		✓				N/A	✓



Introduction

Reading comprehension is the cornerstone of a child's academic success. By completing the activities in this book, children will develop and reinforce essential reading comprehension skills. Children will benefit from a wide variety of opportunities to practice engaging with text as active readers who can self-monitor their understanding of what they have read.

Children will focus on the following:

Identifying the Purpose of the Text

- The reader understands, and can tell you, why they read the text.

Understanding the Text

- What is the main idea of the text?
- What are the supporting details?
- Which parts are facts and which parts are opinions?

Analyzing the Text

- How does the reader's background knowledge enhance the text clues to help the reader answer questions about the text or draw conclusions?
- What inferences can be made by using information from the text with what the reader already knows?
- How does the information from the text help the reader make predictions?
- What is the cause and effect between events?

Making Connections

How does the topic or information they are reading remind the reader about what they already know?

- Text-to-self connections: How does this text relate to your own life?
- Text-to-text connections: Have I read something like this before? How is this text similar to something I have read before? How is this text different from something I have read before?
- Text-to-world connections: What does this text remind you of in the real world?

Using Text Features

- How do different text features help the reader?

Text Features

Text features help the reader to understand the text better. Here is a list of text features with a brief explanation on how they help the reader.

Contents	Here the reader will find the title of each section, what page each article starts on within sections, and where to find specific information.
Chapter Title	The chapter title gives the reader an idea of what the text will be about. The chapter title is often followed by subheadings within the text.
Title and Subheading	The title or topic is found at the top of the page. The subheading is right above a paragraph. There may be more than one subheading in a text.
Map	Maps help the reader understand where something is happening. It is a visual representation of a location.
Diagram and Illustration	Diagrams and illustrations give the reader additional visual information about the text.
Label	A label tells the reader the title of a map, diagram, or illustration. Labels also draw attention to specific elements within a visual.
Caption	Captions are words that are placed underneath the visuals. Captions give the reader more information about the map, diagram, or illustration.
Fact Box	A fact box tells the reader extra information about the topic.
Table	A table presents text information in columns and rows in a concise and often comparative way.
Bold and Italic text	Bold and <i>italic</i> text are used to emphasize a word or words, and signify that this is important vocabulary.

My Heart

My heart sends blood around my body.

My heart works hard.

I help my heart stay strong and healthy.

The pictures show how.

✓ I exercise.



✓ I eat good food.

I eat fruits and vegetables every day.



✓ I drink lots of water.

I drink about five cups of water a day.




.....
.....
“My Heart”—Think About It

1. What does the heart do?

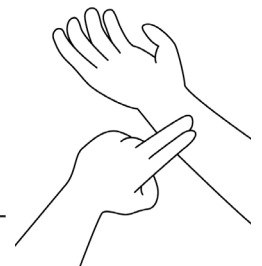
2. What does the list in the text help you to know?

3. List three ways to keep the heart strong and healthy.

4. Show how you keep your heart strong. Draw a picture.




5. You can feel your heart work. The picture shows how. Try it. What do you feel?



I Can Move My Body

I can move my body in many ways.
I can bend. I can bend low.
I can bend my arm.
I can bend my leg.
I can turn. I can turn right and left.
I can stretch. I can stretch many parts.



Show how your body can move. Write the words that tell how your body moves.

A large rectangular box for writing, containing a large, diagonal watermark that reads "SAMPLE".