



Why Money Mania?

Research has shown that repetition is essential for the brain to learn and recall information. The engaging activities in this book will provide your child with repeated practice of grade-level-appropriate vocabulary and math skills about money. This kind of practice helps develop fluency and build a strong foundation in mathematical thinking and reasoning, an important skill for academic success.

Teaching children about money involves teaching what money is, the denominations of currency, how to count money, why money is important, and how money is used in everyday life. Teaching children the denominations of coins and bills leads naturally to counting exercises. After children can add and subtract the value of coins and bills, they can learn about saving money and using money to make purchases.

Upon your child's completion of each activity, use the provided incentive chart and stickers to track progress and celebrate your child's success.

SKILLS

- Identifying coins and bills, by name, image, and value
- Coin combinations to one dollar
- Counting combinations of coins and bills to five dollars
- Making change
- Identifying money equivalencies
- Problem solving

HOW YOU CAN HELP SUPPORT LEARNING

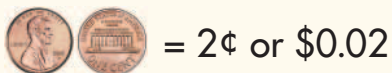
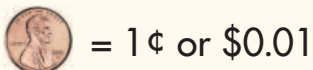
- Work with your child in a quiet, calm setting.
- Complete some activities together. Keep a positive attitude and provide words of encouragement to support your child's journey in becoming a lifelong learner.
- Provide coins and bills if needed to help your child complete the activities.
- Help your child learn the basic concept of using money to buy items through role playing with real or play money in a store situation.
- Make trips to the grocery store or restaurant a learning experience by allowing your child to help count the amount of money to pay.



Shiny Pennies

Count the pennies and write the amount.

Count pennies by 1s. 1 penny is one cent.



100 pennies = \$1.00

1



_____ ¢

2



_____ ¢

3



_____ ¢

4



_____ ¢

5




_____ ¢

6





_____ ¢



Penny's Piggy Bank

Color the path of pennies to help Penny find her piggy bank.





My Piggy Bank

Write the number that shows how much money is in each piggy bank.



I have _____ ¢.




I have _____ ¢.



I have _____ ¢.






I have _____ ¢.



Pirate's Treasure

Count the coins to help the pirate find the treasure chest.
Write the total beside the chest.



_____ ¢