



Why Sight Words?

Sight words are those words that readers should instantly recognize. They are among a group of high-frequency words that compose 75% of the words that children encounter in text and use in their own writing on a daily basis. Many of these sight words do not follow standard phonics rules or spelling patterns, which makes them difficult for early readers to recognize and sound out. Children just learning to read can build fluency and comprehension skills when they learn to read and write basic sight word vocabulary quickly and automatically.

Upon your child's completion of each activity, use the provided incentive chart and stickers to track progress and celebrate your child's success.

SKILLS

- Sight word recognition
- Fluent reading and writing of 100 sight words
- Visual discrimination
- Vocabulary development
- Following directions
- Beginning reading and writing skills

HOW YOU CAN HELP SUPPORT LEARNING

- As each set of four sight words is introduced, write them on index cards for extra and frequent practice with your child. See page 2 for a list of 100 sight words introduced in this book.
- Have your child build sight words with magnetic letters.
- Have your child write sight words with chalk or paint them with water on the sidewalk.
- Keep a Magna Doodle in the car to practice words on the go.
- Point out sight words in books you read with your child.




100 Sight Words

I
like
see
the
you
have
a
are
we
with
at
and
he
of
that
it
to
this
was
is
one
by
they
his
not

what
on
be
as
when
two
your
all
were
if
do
or
there
go
eat
said
she
good
know
will
them
out
up
come
little

make
boy
has
other
new
many
about
how
from
her
here
my
long
would
after
put
some
our
then
any
three
very
their
who
been

down
which
day
just
for
so
much
again
use
give
me
four
no
more
take
blue
book
people
work
could
these
look
find
way
over



Read and Write

Follow the directions.

Read the words.

like

the

I

see

Trace the words.

like


the

I

see

Write the words.

Fill in the boxes.



Hidden Picture

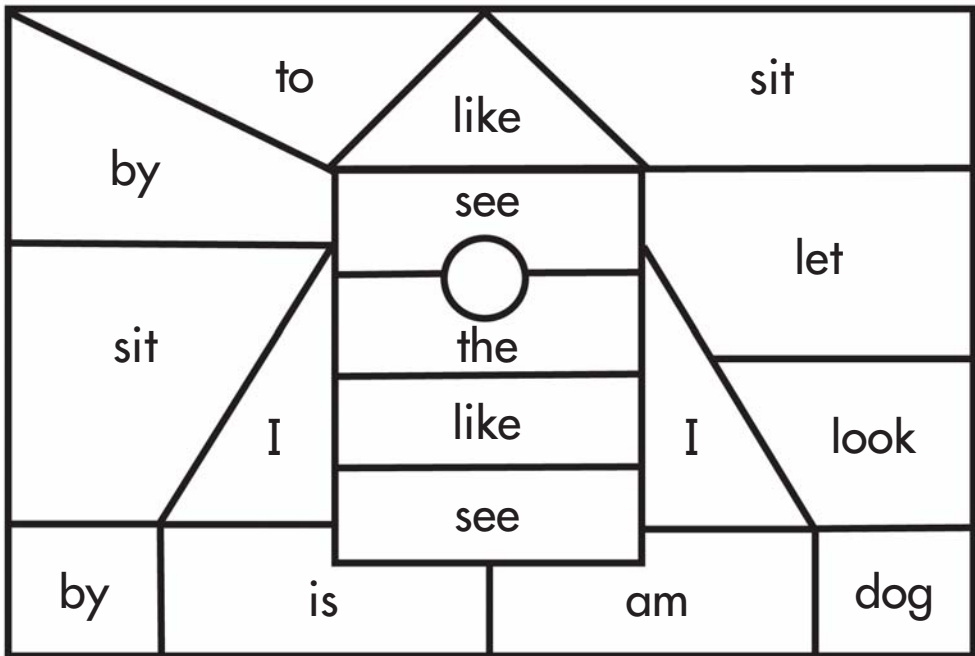
Read and write the words. Color the shapes that have these words **red**. Then finish the sentence.

see


like

I

the



I see the _____.



Word Triangles

Connect the dots under the same three words to make a triangle. Then write the word in the triangle.

he go there there
go go to to
eat he there
eat or is or
eat he his have
they his was was
or or you
they by go you
or go go go



Missing Letters

Follow the directions.

Read the words.

said

she

know

good

Trace the words.

said she know good

Write the words.

Write the missing letters.

go d now

s id sh



Sentences

Read the words. Then finish the sentences using these words.

know

said

good

she

This is _____ to eat!



“We can go,” _____ Dad.



I _____ that girl.



“It’s your turn,” _____ said.



Write your own sentence using two of the words.
