



# Why Letters and Sounds?

**G**oing to school for the first time is an exciting, highly anticipated event for both parents and their young children. Though that time may be a year or two away, it is not too early to begin preparing your child for a successful school experience. This book includes quick, engaging activities that will help your child learn the letters and their sounds, skills young children need for school success. While these activities may seem simplistic, their mastery is essential. Repetition is key but remember to have fun!


Upon your child's completion of each activity, use the provided incentive chart and stickers to track progress and celebrate your child's success.

## SKILLS

- Visual discrimination
- Matching
- Letter identification
- Phonemic awareness
- Letter/sound knowledge
- Vocabulary development
- Penmanship

## HOW YOU CAN HELP SUPPORT LEARNING

- Work with your child in a quiet, calm setting.
- Complete some activities together, acknowledge your child's progress, and respond to his or her comfort level.
- Keep a positive attitude, and provide words of encouragement to support your child's journey in becoming a lifelong learner.
- Have your child trace letters on a surface such as cloth or sand and say the corresponding sound as each letter is written.
- Write letters on sticky notes, and have your child match them to objects inside the house. For example, place a *D* on a door.
- Place magnetic letters on the refrigerator for your child to practice letter names, letter sounds, and word formation.
- Encourage your child to look for and identify letters in his or her environment, such as on signs, food boxes, and menus.




# A Is for Apple

Color each apple that has **A** or **a** on it.




apple



Trace and write **A** and **a**.



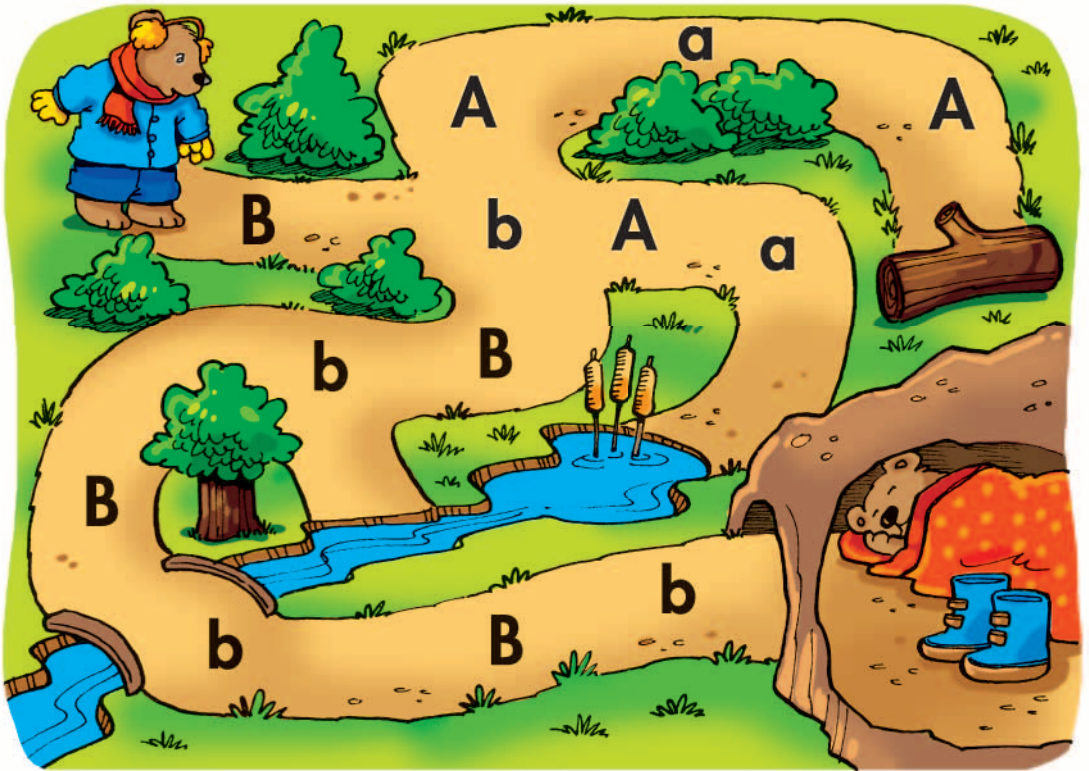


# B Is for Boots

Draw a path along the letters **B** and **b** to help the bear find his boots.




boots



Trace and write **B** and **b**.





# The Sound of B

Color the pictures that begin with the sound of b.



box




baby



bottle






# C Is for Cookie

Circle the cookies that are shaped like C or c.



cookie



Trace and write C and c.

