



# Why Preschool Math?

**E**very day your child is acquiring the skills needed for entry into the world beyond family and home. This book provides practice in number and shape recognition, number writing, number value, number conservation, classification, sets, and patterns. The activities in this book may seem simplistic, but their mastery is essential. Repetition is key, but remember to have fun! Research has shown that the brain is more receptive to learning and acquiring skills when not under stress.


Upon your child's completion of each activity, use the provided incentive chart and stickers to track progress and celebrate your child's success.

## SKILLS

- Number recognition
- Shape recognition
- Writing numbers
- Number value
- Number conservation
- Classification
- Patterns










## HOW YOU CAN HELP SUPPORT LEARNING

- Prompt your child's counting when the two of you count things you see or the steps you take.
- Count objects one by one, and then state the number that tells how many altogether to help your child's comprehension of number value.
- Move or separate objects and show your child that the total number stays the same. This concept is called the conservation of number.
- Look for and name natural patterns to support your child's understanding of patterning.
- Use real-life opportunities to practice matching, measuring, and classifying objects.



# Circles










Trace around each circle. Start and stop at the star.






# Squares


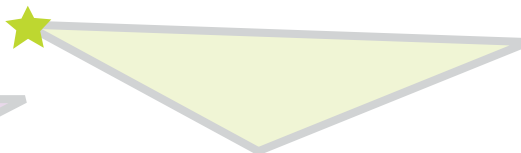
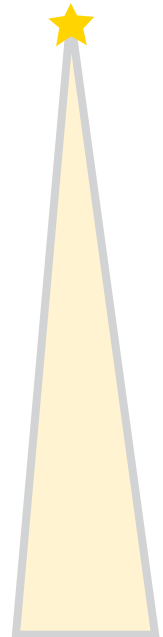




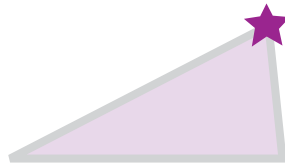

Trace around each square. Start and stop at the star.






# Triangles

Trace around each triangle. Start and stop at the star.








# Writing Numbers 1-5

Trace the numbers. Color the shapes that go with each number.

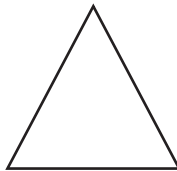
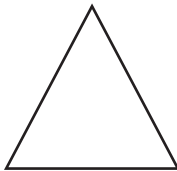
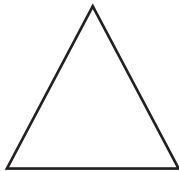
1





2




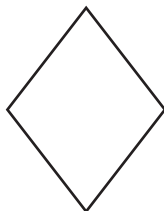
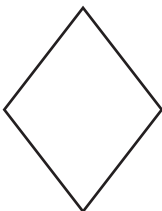


3



4






5






# Meet Number 6


Trace the number 6.






# Shape Patterns





Draw and color the shape that comes next in each pattern.






# Toy Patterns

Circle the toy that comes next in each pattern.







# Draw the Shape

Draw the shape that comes next in each pattern.  
Then color the shapes in a way that shows a pattern.

