

"Today," said Miss Pulaski,  
"We will begin our class report."





"What animal do you want to learn about?"

Are ants  
animals?

What do  
they eat?


Ant  
attack!

Where did  
they come from?






# ANTS!!



Yuck!


Will they  
bite?



"Good!" said Miss Pulaski.

"What do we want to find out about ants?"



A teacher with red curly hair and glasses, wearing a yellow dress and a light blue jacket, stands in a classroom. She is pointing with a pink chalk at a green chalkboard. On the board is a list of questions about ants. To her right, a student's hand is visible, pointing towards the board. On the wall behind her are two colorful drawings of a smiling sun-like figure. In the foreground, two ants are on a yellow surface. One ant is sitting and pointing at the chalkboard with a speech bubble that says "Good questions!". The other ant is standing nearby. A potted plant is on the left side of the frame.

Who are their enemies?  
What do ants eat?  
Where do ants live?  
How do ants grow?  
How long do ants live?  
How do ants carry big stuff?

Good  
questions!

The class had a lot of questions.  
Miss Pulaski made a list.



Next, Miss Pulaski and the class made a list of topics. She said, "Each of you will pick a topic, and you will work in a group."





## All About Ants TOPICS



### What Ants Look Like

- 1 Max
- 2 Tess
- 3

### What Ants Eat

- 1 Meg
- 2
- 3

### Enemies and Defenses

- 1 Carlos
- 2
- 3

### Where Ants Live

- 1 Sam
- 2
- 3

### Life Cycle of the Ant



- 1 Juli
- 2 George
- 3

### Other Interesting Facts

- 1 Alexander
- 2 Hiroka
- 3

"Which topic  
do you like?"

"Work with your group to find the information."



The groups looked for information in books.  
They looked for information on the Internet.





They looked for information in the encyclopedia.  
They wrote down the information.



Where Ants Live  
Ants live underground.  
Most ants build nests.  
The nest is like a city.

*Add details  
and edit  
your work.*



Then the groups wrote the information in their own words.






They made drawings, too.



The groups shared what they learned about ants.





They became ant experts!

## Your Turn to Write



- 1 Write a report about your favorite animal:
  - What does it look like?
  - What does it eat?
  - Where does it live?
  - Describe its enemies.
  - Describe its life cycle.

- 2 Look for information in the encyclopedia, on the Internet, and in several books. Take notes.
- 3 Use your notes to write the information in your own words.

- 4 Add illustrations to your report.





# Learn to Write Series

STOCK NUMBER	BOOK TITLE	WRITING CONCEPT
CTP 6174	This Is My Story	all-about-me stories
CTP 6175	My Picture Story	who, what, where
CTP 6176	Monkey in the Story Tree	words can make a story
CTP 6177	I Love to Write!	reasons for writing
CTP 6178	Grandma's Lists	writing lists
CTP 6179	Writing Dino-mite Poems	writing poetry
CTP 6180	Tess Builds a Snowman	writing directions
CTP 6181	Postcards from Barney Bear	writing postcards
CTP 6182	All About Real Bears	finding and writing facts
CTP 6183	Writing About Books	responding to literature
CTP 6184	How Can I Get a Pet?	persuasive writing
CTP 6185	Seasons	writing with patterns
CTP 6186	Two Stories, Two Friends	friendly notes/cards
CTP 6187	Cat Can't Write: A Cat and Dog Story	generating ideas
CTP 6188	When You Go Walking	note taking using the five senses
CTP 6189	The Author with the Fancy Purple Pen	what good writers do
CTP 6190	Lost Puppy, Found Puppy	informational writing—posters
CTP 6191	Cat's Fairy Tale: A Cat and Dog Story	beginning, middle, end
CTP 6192	Little Monster Becomes an Author	the writing process
CTP 6193	Room 9 Writes a Report	informational writing—reports
CTP 6194	Emily Santos, Star of the Week	friendly letter—voice
CTP 6195	Fairy Tale Mail	friendly letter—point of view
CTP 6196	Special Memories	personal journal/scrapbook
CTP 6197	Captain Jack's Journal	travel journal