


Splish, Splash



Splish, Splash

© 1999 Creative Teaching Press, Inc.

Written by Margaret Allen, Ph.D.

Illustrated by C.A. Nobels

Project Director: Luella Connolly

Editor: Joel Kupperstein

Art Director: Tom Cochrane

Published in the United States of America by:


Creative Teaching Press, Inc.

P.O. Box 6017


Cypress, CA 90630-0017

All rights reserved. No part of this book may be reproduced in any form without the written permission of Creative Teaching Press, Inc.

CTP 2919




Scrappy likes the beach.




He likes to do splits in the soft sand dunes.




He likes to make a string of shells.




He likes to watch kids scream and stretch to jump the waves.




It looks like fun.
But Scrappy does not go in.




Scrappy is scared to swim.




Mr. Stream, the swim coach, says,
"Scrappy, do not be scared. Trust me.
I will teach you to swim."



**Mr. Stream holds Scrappy up in the waves.
“Now move your arms and kick your feet.”**




Scrappy moves his arms. He kicks his feet.
It feels good.




Now Scrappy screams and jumps in the waves.



**“Look, Mr. Stream. Look!” yells Scrappy.
“Now I am not scared. Now I can swim!”**



**"Good, Scrappy!" says Mr. Stream.
"I am very proud of you!"**



10 And away goes Scrappy into the waves.



Splish, splash!
Splish, splash!
Splish, splash!

BOOK 19: Splish, Splash

Focus Skills: 3-letter blends: str, spl, scr

Focus-Skill Words		Sight Words	Story Words
Stream	splits	learns	arms
stretch	Scrappy	move	scared
string	scream	watch	
splash	screams		
splish			

Focus-Skill Words contain a new skill or sound introduced in this book.

Sight Words are among the most common words encountered in the English language (appearing in this book for the first time in the series).

Story Words appear for the first time in this book and are included to add flavor and interest to the story. They may or may not be decodable.

Interactive Reading Idea

Reread the story and have your young reader look for and list words that start with the *spl* blend. Draw or use cut paper to create an ocean scene, and write the *spl* words on the “splish-splashing” waves in the picture.

Scope and Sequence

Book #	Title	Focus Skills
1	I Spy	m, f, s, r, h, t, c, short a
2	Hap and Cap	p, n, short a
3	Top Job, Mom!	b, d, g, l, j, short o
4	Pom-Pom's Big Win	w, k, short i
5	Pug's Hugs	v, y, short u
6	Jet It, Get It	z, x, short e
7	Click, Click	qu, ck
8	The ABC Bags	double f, l, and s
9	Sing-Song Sid	-ing, -ong, -ang
10	Draw and Share	consonant digraphs: sh, ch, th
11	Truck Tricks	consonant blends: tr, gr, dr, cr, fl
12	Dave and Jane's Band	long a: ay, a-e, ai
13	Pete's Street Beat	long e: ee, e-e, ea, ending e
14	Twice as Nice	long i: i-e
15	The Little Green Man Visits Pine Cone Cove	long o: o-e, oa, ow, ending o; -old
16	Mr. Noisy at the Dude Ranch	long u: u-e; /oi/sound: oi, oy
17	Sad Sam and Blue Sue	oo, ue
18	Out to Gumball Pond	ew; ou as in <i>out</i> ; ow as in <i>now</i>
19	Splish, Splash	3-letter blends: str, spl, scr
20	Barney Bear's Party	r-controlled vowels
21	The Rainy Day Band	contractions
22	Cat and Dog at the Circus	question words, soft c and g
23	Jo Jo in Outer Space	simple word endings: -er, -ed, -ly, -y
24	Riddle and Rhyme with Apron Annie	rhyming words, 2-syllable words