

# Jet It, Get It




## Jet It, Get It

© 1999 Creative Teaching Press, Inc.  
Written by Margaret Allen, Ph.D.  
Illustrated by Shelly Hehenberger  
Project Director: Luella Connelly  
Editor: Joel Kupperstein  
Art Director: Tom Cochrane


Published in the United States of America by:  
Creative Teaching Press, Inc.  
P.O. Box 6017  
Cypress, CA 90630-0017

All rights reserved. No part of this book may be reproduced in any form without the written permission of Creative Teaching Press, Inc.


CTP 2906




**Bag it.  
Box it.**




Put it in the cans.




Zip it.  
Zap it.



Put it in the vans.



**Fix it.  
Mix it.**




Put on the top.




**Mend it. Send it.  
Do not stop.**






**Set it.  
Jet it.**




BAKING  
NEEDS


Take off the lids.




**Pack it. Sack it.  
Get it to the kids.**




Buy it.  
Bag it.



Fix it for lunch.





**Munch, munch, munch!**

## BOOK 6: Jet It, Get It

### Focus Skills: z, x, short e

Focus-Skill Words		Sight Words	Story Words
fix	get	do	buy
mix	jet	for	lunch
box	mend	off	munch
zap	send	take	pack
zip	set		sack
			snack

**Focus-Skill Words** contain a new skill or sound introduced in this book.

**Sight Words** are among the most common words encountered in the English language (appearing in this book for the first time in the series).

**Story Words** appear for the first time in this book and are included to add flavor and interest to the story. They may or may not be decodable.

### Interactive Reading Idea

After reading *Jet It, Get It*, play a game called "Zip Zap." When you hold up your hands, have your young reader say *Zip*. Lower your hands and have the reader say *Zap*. Move your hands slowly and have the child articulate each sound as if in slow motion. When you move your hands quickly, the child should say *Zip* or *Zap* quickly. The object of the game is to help your young reader play with the sounds of the words to hear the difference in the vowel sounds since the beginning and ending sounds are the same.



# Scope and Sequence

Book #	Title	Focus Skills
1	I Spy	m, f, s, r, h, t, c, short a
2	Hap and Cap	p, n, short a
3	Top Job, Mom!	b, d, g, l, j, short o
4	Pom-Pom's Big Win	w, k, short i
5	Pug's Hugs	v, y, short u
<b>6</b>	<b>Jet It, Get It</b>	<b>z, x, short e</b>
7	Click, Click	qu, ck
8	The ABC Bags	double f, l, and s
9	Sing-Song Sid	-ing, -ong, -ang
10	Draw and Share	consonant digraphs: sh, ch, th
11	Truck Tricks	consonant blends: tr, gr, dr, cr, fl
12	Dave and Jane's Band	long a: ay, a-e, ai
13	Pete's Street Beat	long e: ee, e-e, ea, ending e
14	Twice as Nice	long i: i-e
15	The Little Green Man Visits Pine Cone Cove	long o: o-e, oa, ow, ending o; -old
16	Mr. Noisy at the Dude Ranch	long u: u-e; /oi/sound: oi, oy
17	Sad Sam and Blue Sue	oo, ue
18	Out to Gumball Pond	ew; ou as in <i>out</i> ; ow as in <i>now</i>
19	Splish, Splash	3-letter blends: str, spl, scr
20	Barney Bear's Party	r-controlled vowels
21	The Rainy Day Band	contractions
22	Cat and Dog at the Circus	question words, soft c and g
23	Jo Jo in Outer Space	simple word endings: -er, -ed, -ly, -y
24	Riddle and Rhyme with Apron Annie	rhyiming words, 2-syllable words