

# Language Arts



**Written by**  
Sharon L. Apichella and Mary D. Sutton

**Editor:** Dorothy Ly  
**Cover Illustrator:** Gloria Jenkins  
**Designer/Production:** Kammy Peyton  
**Art Director:** Moonhee Pak  
**Project Director:** Stacey Faulkner

# Table of Contents

**Introduction** ..... 3

**Getting Started** ..... 4

## **Cootie Catchers Reproducibles**

### **Grammar and Mechanics**

Alphabetical Order ..... 5

How Many Syllables? ..... 6

Abbreviations ..... 7

Which Noun Is Correct: Singular or Plural? ..... 8

Whose Is It? ..... 9

What's the Pronoun? ..... 10

How, When, Where?: Adverbs ..... 11

Comparing with Adjectives ..... 12

What's the Preposition? ..... 13

Conjunctions ..... 14

What's the Compound Subject? ..... 15

Compound Predicates ..... 16

### **Vocabulary and Usage**

What Does the Prefix Mean? ..... 17

What's the Correct Suffix? ..... 18

Synonyms or Antonyms? ..... 19

Simile or Metaphor? ..... 20

Which Figurative Language? ..... 21

### **Reading Skills**

Cause or Effect? ..... 22

Fact or Opinion? ..... 23

Whose Point of View? ..... 24

# Introduction

*Cootie Catchers Language Arts* is an interactive and motivating tool for daily skill review. Using a new twist on the popular origami fortune tellers, this hands-on resource provides a fun and unique approach to practicing and reviewing standards-based language arts concepts and academic language. *Cootie Catchers Language Arts* features 20 reproducible cootie catchers that each reinforce a specific language arts skill. Each page includes a *Before You Flip* hint for students to apply while they use each cootie catcher and an *After You Flip* activity to extend their learning after they have finished. Once the cootie catcher is made, students read and answer the questions; then they lift the flaps to reveal the correct answers. A recording sheet is provided on the inside back cover to help teachers keep track of assigned cootie catchers.

Aligned to the National Council of Teachers of English (NCTE) standards, *Cootie Catchers Language Arts* is an ideal resource for providing specific content review for all students. Research shows that repetition is essential for the brain to learn and recall information. Furthermore, children have a tendency to repeat activities they enjoy. *Cootie Catchers Language Arts* offers a fun and quick way for students to repeat and retain essential skills. This teacher-tested, student-approved resource can be used for classroom center activities, as enrichment assignments when regular class work is completed, or for homework. Perfect for individuals, partners, or small groups, *Cootie Catchers Language Arts* makes practicing language arts skills enjoyable. The following areas are addressed in this resource:

- \* Grammar and mechanics
- \* Vocabulary and usage
- \* Reading skills

Cootie catchers fit in pants pockets, backpacks, or lunch boxes for review on the go! Students can use them in a classroom center, at their desks, on the playground, or in a car or bus. Parents can slip cootie catchers into a pocket or purse and use them to review with their child at home, in line at the store, or while waiting for appointments. With these easy-to-make, fun-to-use, portable manipulatives, students will love reviewing language skills and vocabulary the *Cootie Catchers Language Arts* way!

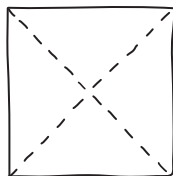
# Getting Started

## How to Use

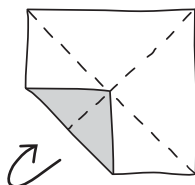
1. Select a skill you would like your students to practice, and make multiple copies of the corresponding page. Store the pages in a labeled hanging file in a language arts center or where language arts manipulatives are stored.
2. Demonstrate how to fold the cootie catchers. Display the instructions for students' reference.
3. Remind students to read the *Before You Flip* section before using each cootie catcher.
4. Have the students complete the *After You Flip* activity as an extension or quick assessment after they have used each cootie catcher. Ask the students to return the top portion of the page to you. Use this, along with the recording sheet, to keep track of assigned cootie catchers.
5. Send the cootie catchers home for additional practice.

## How to Make

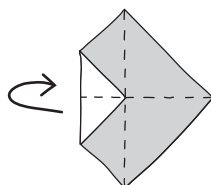
1. Carefully cut along the outline of the square. Fold and unfold the square in half diagonally in both directions to make two creases that form an X.



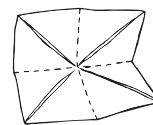
2. Place the paper facedown, and then fold each of the four corners in so that their points touch the center.



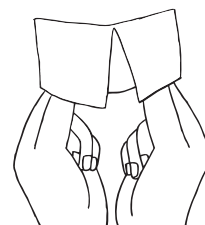
3. Turn the paper over so the flaps are facedown. Again, fold each of the four corners in so their points touch the center.




4. Fold the square in half, making a rectangle. Unfold and fold in half in the opposite direction, making a rectangle.



5. Slide both index fingers and thumbs under the four flaps.



6. Use your thumbs and index fingers to pinch the top corners together and form a point. You are ready to play.



## How to Play

1. Choose a number from one to five.
2. Open and close the cootie catcher (front to back and then sideways) as many times as the number selected.
3. Choose one of the four questions shown inside and answer it.
4. Lift the flap on which the question is written and check the answer.
5. Continue playing in the same way until all eight questions have been answered.

# Alphabetical Order

**Before  
you  
"FLIP"**

**Hint:** If one or more words begin with the same letter or the same two or more letters, go to the next letter to figure out the alphabetical order.

**After  
you  
"FLIP"**

Put all of the following words in alphabetical order by writing the number order next to each word.

- |               |               |              |               |
|---------------|---------------|--------------|---------------|
| ___ telephone | ___ period    | ___ exciting | ___ November  |
| ___ tornado   | ___ however   | ___ together | ___ rectangle |
| ___ volunteer | ___ principal | ___ electric | ___ paragraph |

**Alphabetical Order**

phone  
unicorn  
totally  
notice

coat  
dome  
float  
poem

only  
music  
moment  
opening

flute  
fruit  
form  
free

moment  
music  
only  
opening

flute  
form  
free

pajamas  
people  
photos  
potatoes

booming  
bloom  
balloon  
boost

pajamas  
people  
photos  
potatoes

booming  
bloom  
balloon  
boost

fifty-four  
fourth  
forty-three  
four

use  
used  
usually  
useful

**Alphabetical Order**

**Alphabetical Order**

**Alphabetical Order**



