

# Table of Contents

Introduction ..... 2  
 Making and Using the Instant Books..... 3


## Instant Books

*Nouns* Strip Book..... 5  
 Pocket Pal (*Nouns*) ..... 6  
 Pocket Pal Cards (*Nouns*) ..... 7  
*Proper Nouns in My World*  
 Accordion-Fold Book ..... 8  
*My Dream* Mini Book (*Nouns*)..... 9  
*Pronouns* Strip Book..... 10  
*Camping Fun* Accordion-Fold Book  
 (*Pronouns*) ..... 11  
*My Best Friends* Mini Book (*Pronouns*)..... 12  
*Verbs* Strip Book ..... 13  
*Seasonal Signs* Accordion-Fold Book  
 (*Verbs*)..... 14  
*Giant Pandas* Mini Book (*Verbs*) ..... 15  
*Actions All Around Me*  
 Accordion-Fold Book (*Verbs*) ..... 16  
*Adjectives* Strip Book..... 17  
*I Can Describe Things* Mini Book  
 (*Adjectives*) ..... 18  
*Adjective Rhymes* Accordion-Fold Book ..... 19  
 Word Wallet (*Nouns, Verbs, Adjectives*) ... 20  
 Wallet Words (*Nouns, Verbs, Adjectives*) .. 21  
*A and An* Accordion-Fold Book (*Articles*) .. 23  
*Adverbs* Strip Book ..... 24  
 Word Wallet (*Adverbs*) ..... 25  
 Wallet Words (*Adverbs*)..... 26  
*Adverbs Can Describe How* Mini Book..... 27  
 Pocket Pal (*Adjectives, Adverbs*) ..... 28  
 Pocket Pal Cards (*Adjectives, Adverbs*) ..... 29  
*A Space Friend* Mini Book  
 (*Parts of Speech Review*) ..... 30  
*Merlin the Robot* Mini Book  
 (*Parts of Speech Review*) ..... 31  
 Make Your Own Word Cards ..... 32

# Introduction

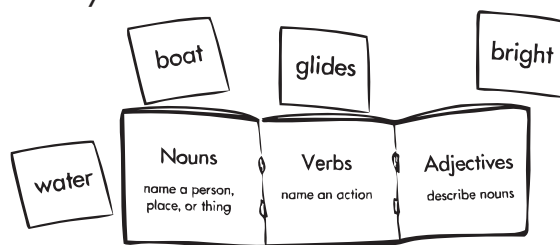
## About the Build-a-Skill Instant Books Series

The *Build-a-Skill Instant Books* series features a variety of reproducible instant books that focus on important reading and math skills covered in the primary classroom. Each instant book is easy to make, and once children become familiar with the basic formats that appear throughout the series, they will be able to make new books with little help. Children will love the unique, manipulative quality of the books and will want to read them over and over again as they gain mastery of basic learning skills!



## About Build-a-Skill Instant Books: Parts of Speech

This book features parts of speech in fun and easy-to-make instant books. Children will make strip books, mini books, accordion-fold books, and more! As children read and reread their instant books, they will improve their understanding of parts of speech and increase their vocabulary.

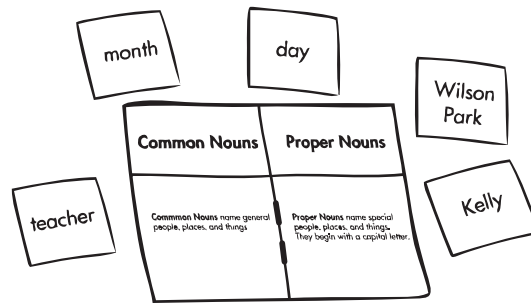


Refer to the Table of Contents to help with lesson planning. Choose instant book activities that fit with current curriculum goals in your regular or ELL classroom. Use the instant books to practice skills or introduce new ones. Directions for making the instant books appear on pages 3–4. To use a bookmaking activity as homework, provide copies of the directions along with the book patterns.



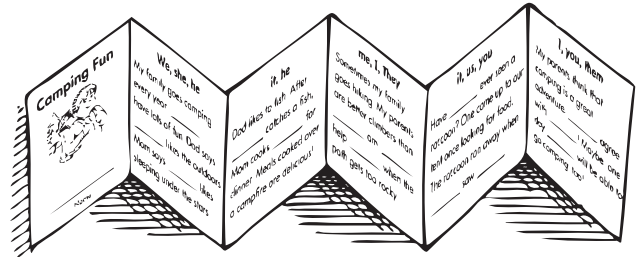
## Pocket Pal, pages 6-7, 28-29, 32

1. Cut out the chart and pockets.
2. Place the pockets on top of the chart.  
Glue and staple where shown.
3. Cut out the word cards.
4. Sort the cards into the correct pockets.



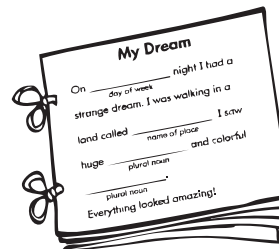
## Accordion-Fold Book, pages 8, 11, 14, 16, 19, 23

1. Write on the lines to complete the pages.
2. Cut along the solid lines to form two strips.
3. Glue one strip onto the other where shown.
4. Fold back and forth along the dashed lines.



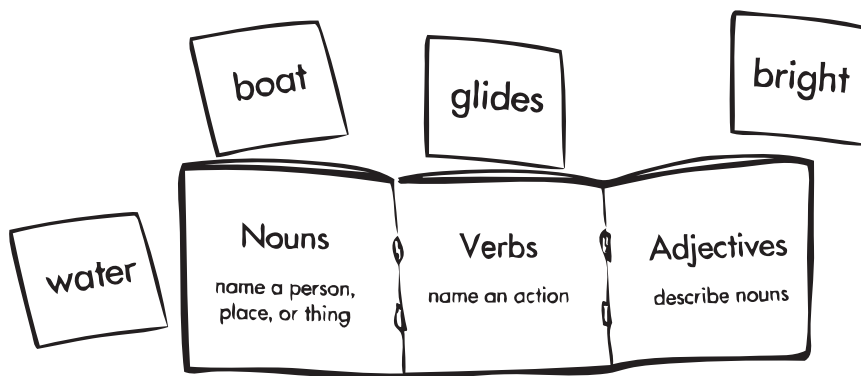
## Mini Book, pages 9, 12, 15, 18, 27, 30, 31

1. Write the words to complete the pages.
2. Cut out the pages and put them in order.
3. Staple the book on the left.



## Word Wallet, pages 20-21, 25-26, 32

1. Cut out the wallet. Fold it in half along the solid middle line.
2. Staple where shown. Tape the outer edges. Fold the wallet closed.
3. Cut out the word cards. Sort them into the correct pockets.



## Nouns

A noun names a person, place, or thing,  
Like **children**, **park**, or **van**.

Flip through the pages of this book,  
And find all the nouns you can!



1

## A Magic Trick

A **rabbit** sits inside a hat. The magician waves his wand.  
Poof! Both the man and the animal disappear!




rabbit

2

## At the Circus

A clown juggles some balls. Acrobats fly through the air.  
People clap to show they are enjoying the circus!



3

Write three sentences of your own. Circle all the nouns.

---



---



---

4

**Common Nouns**

**Proper Nouns**

Glue here.

Staple here.

Glue here.

Glue here.

**Common Nouns** name general people, places, and things.

**Proper Nouns** name special people, places, and things. They begin with a capital letter.

Nouns

**Pocket Pal Cards**

month

April

day

Friday

park

Wilson  
Park

school

Lincoln  
School

teacher

Mrs. Lang

student

Kelly

# Accordion-Fold Book

## Proper Nouns in My World



\_\_\_\_\_ 1  
Name

My name is

\_\_\_\_\_ first name  
\_\_\_\_\_ last name

I live in \_\_\_\_\_  
name of city or town

The name of my school is

\_\_\_\_\_ name of school

The school is on

\_\_\_\_\_ name of street

Glue here.

My teacher's name is

\_\_\_\_\_ name of teacher

My principal's name is

\_\_\_\_\_ name of principal

I live in the state of

\_\_\_\_\_ name of state

My country is

\_\_\_\_\_ name of country

One of my friends is

\_\_\_\_\_ name of friend

Another friend of mine is

\_\_\_\_\_ name of friend

We have fun together!

## My Dream

On \_\_\_\_\_ night I had a  
day of week  
 strange dream. I was walking in a  
 land called \_\_\_\_\_. I saw  
name of place  
 huge \_\_\_\_\_ and colorful  
plural noun  
 \_\_\_\_\_.  
plural noun  
 Everything looked amazing!

1

I came to a castle  
 that had tall

\_\_\_\_\_.  
plural noun



I knocked on the door. A small  
 \_\_\_\_\_ opened the door  
noun  
 and let me in. A king named  
 \_\_\_\_\_ came and  
proper noun  
 welcomed me.

2

The king showed me around. I saw a  
 fancy \_\_\_\_\_ and a gigantic  
noun  
 \_\_\_\_\_. Later, the king gave  
noun  
 me a royal snack. I sipped a cup of  
 cool \_\_\_\_\_ and ate some  
noun  
 tasty \_\_\_\_\_. Yum!  
plural noun

3

Soon it was time to go. The king let  
 me fly his \_\_\_\_\_. I flew  
noun  
 until I reached \_\_\_\_\_.  
name of place  
 Since there was no place to land, I  
 jumped out. Thud! I woke up  
 and found myself sitting on my  
 \_\_\_\_\_!  
noun

4



## Pronouns

When talking or writing about a noun,  
A pronoun may take its place,  
Like **he** for *Tom* and **she** for *Sue*,  
And **they** for *Bobby* and *Grace*!



he



she



they

1

### Who/What the Pronoun Replaces

The dog barked  
when **(it)** heard a noise.

\_\_\_\_\_ the dog

Mrs. Nye waved  
when she saw her boys.

2

### Who/What the Pronoun Replaces

My name is Joe,  
and I like to climb.

My cats climb, too.

They climb all the time!

3

### Who/What the Pronoun Replaces

Mr. Jones said he  
will visit at noon.

Kim, will you help  
make sandwiches soon?

4

Write three sentences that have pronouns. Circle the pronouns.


\_\_\_\_\_

\_\_\_\_\_

\_\_\_\_\_

5

**Camping Fun**



Name \_\_\_\_\_

1

**We, she, he**

My family goes camping every year. \_\_\_\_\_ have lots of fun. Dad says \_\_\_\_\_ likes the outdoors. Mom says \_\_\_\_\_ likes sleeping under the stars.

2

**it, he**

Dad likes to fish. After \_\_\_\_\_ catches a fish, Mom cooks \_\_\_\_\_ for dinner. Meals cooked over a campfire are delicious!

3

Glue here.

**me, I, They**

Sometimes my family goes hiking. My parents are better climbers than \_\_\_\_\_ am. \_\_\_\_\_ help \_\_\_\_\_ when the path gets too rocky.

4

**it, us, you**

Have \_\_\_\_\_ ever seen a raccoon? One came up to our tent once looking for food. The raccoon ran away when \_\_\_\_\_ saw \_\_\_\_\_.

5

**I, you, them**

My parents think that camping is a great adventure. \_\_\_\_\_ agree with \_\_\_\_\_. Maybe one day \_\_\_\_\_ will be able to go camping, too!

6


### My Best Friends

My best friends are Andy and Sandy.

The two are twins, but \_\_\_\_\_ can  
I, me

tell \_\_\_\_\_ apart  
they, them

easily. Andy is a  
boy, and Sandy  
is a girl!



Andy likes to play outside.


\_\_\_\_\_ likes to ride his bike.  
He, Him

Usually, Andy will call \_\_\_\_\_ to  
I, me  
go riding with \_\_\_\_\_. Sometimes  
he, him

Sandy will join \_\_\_\_\_, too.  
we, us



Sandy likes to  
play inside.



\_\_\_\_\_ likes games and puzzles.  
She, her

Sandy and \_\_\_\_\_ can play board  
I, me  
games or do jigsaw puzzles for hours!

Sometimes Andy will join

\_\_\_\_\_, too.  
we, us

Andy and Sandy are different, but

\_\_\_\_\_ are also alike. Both are  
they, them

kind and thoughtful. Both make

\_\_\_\_\_ laugh, and \_\_\_\_\_ are  
I, me they, them

lots of fun! The three of \_\_\_\_\_  
we, us

have a really great time together!