

Table of Contents

Introduction	2
Making and Using the Instant Books.....	3
Synonym Word List.....	5
Antonym Word List.....	6
Synonym Flip Books	7
Antonym Flip Books	8
Synonym Pairs Word Cards.....	9
Antonym Pairs Word Cards.....	11
Make Your Own Word Pairs Cards.....	13
Read-and-Write Synonym Book.....	14
Read-and-Write Antonym Book.....	15
Synonym Word Cards.....	16
Antonym Word Cards.....	17
Make Your Own Word Cards	18

Synonym Instant Books

<i>Synonyms Mean the Same</i> Strip Book	19
<i>Synonym Actions</i> Strip Book	20
Synonym Word Wallet.....	21
Wallet Words: Synonyms.....	22
<i>What a Parade!</i> Mini Book.....	23
<i>All Kinds of Weather</i> Strip Book.....	24
<i>The Fox and the Crow</i> Mini Book	25

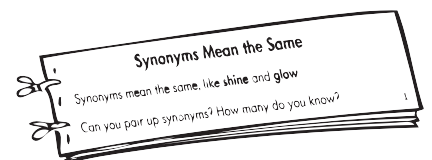

Antonym Instant Books

<i>Antonyms Are Opposites</i> Strip Book.....	26
<i>Jake and Grandpa</i> Mini Book.....	27
<i>Playtime Opposites</i> Strip Book	28
<i>Sun's Up!</i> Mini Book.....	29
<i>Everyday Opposites</i> Accordion-Fold Book	30
<i>Nature Opposites</i> Accordion-Fold Book	31
<i>Animal Look-Alikes</i> Mini Book.....	32

Introduction


About the Build-a-Skill Instant Books Series

The *Build-a-Skill Instant Books* series features a variety of reproducible instant books that focus on important reading and math skills covered in the primary classroom. Each instant book is easy to make, and once children become familiar with the basic formats that appear throughout the series, they will be able to make new books with little help. Children will love the unique, manipulative quality of the books and will want to read them over and over again as they gain mastery of basic learning skills!



About Build-a-Skill Instant Books: Synonyms and Antonyms



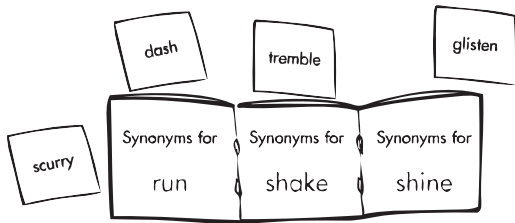
This book features commonly used synonyms and antonyms in fun and easy-to-make instant books. Children will make flip books, strip books, mini books, and more! As children read and reread their instant books, they will improve their understanding of synonyms and antonyms and increase their vocabulary. For your reference, the synonyms and antonyms that appear in this book are listed on pages 5 and 6.



Refer to the Table of Contents to help with lesson planning. Choose instant book activities that fit with current curriculum goals in your regular or ELL classroom. Use the instant books to practice skills or introduce new ones. Directions for making the instant books appear on pages 3 and 4. To use as a bookmaking activity as homework, provide copies of the directions along with the book patterns.

Making and Using the Instant Books

Most of the instant books in this resource require only one or two pieces of paper. Copy the pages on white copy paper or card stock, or use colored paper to jazz up and vary the formats. Children will love personalizing their instant books by coloring them, adding construction paper covers, or decorating them with collage materials such as ribbon and stickers. Customize the instant books by adding extra pages or by creating your own synonym and antonym cards using the reproducibles on pages 13 and 18.



Children can make instant books as an enrichment activity when their regular classwork is done, as a learning center activity during guided reading time, or as a homework assignment. Have children place completed instant books in their classroom book boxes and then read and reread the books independently or with a reading buddy. After children have had many opportunities to read their books in school, send the books home for extra skill-building practice.



Directions for Making the Instant Books


There are six basic formats for the instant books in this guide. The directions appear below and on the next page for quick and easy reference. The directions are written to the child, in case you would like to send the bookmaking activities home as homework. Just copy the directions and attach them to the instant book pages.

Hint!

Use the word cards on pages 9–12 with the instant books on pages 7 and 8 to introduce the concepts of synonyms and antonyms. Each card presents a synonym or antonym pair. Use the word cards on pages 16 and 17 with the instant books on pages 14 and 15 to allow children to sort the word cards to create matching pairs. As a rule of thumb, 6–10 cards can be easily stapled onto each instant book.


Flip Books, pages 7, 8

1. Cut out the two flip books, word cards, and blank word pair cards.
2. Staple the word pairs cards to the “I can read” flip book.
3. Staple the blank word pairs cards to the “I can write” flip book.
4. Practice reading and writing pairs of synonyms or antonyms!



Read-and-Write Book, pages 14, 15

1. Cut out the read-and-write book.
2. Cut out the word cards and sort them into pairs.
3. Staple the cards to the top of the book.
4. Glue the book to construction paper that is the same size.
5. Fold the book in half and decorate the cover.
6. Practice reading the words and writing sentences with them.



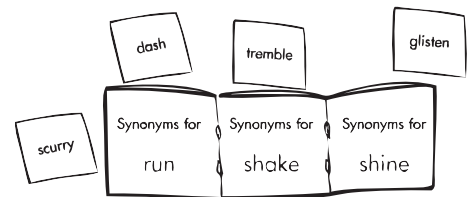
Strip Book, pages 19, 20, 24, 26, 28

1. Finish each sentence by writing the correct word.
2. Cut out the strips and put them in order.
3. Staple the book on the left.




Word Wallet, pages 21-22

1. Cut out the wallet. Fold it in half along the solid middle line.
2. Staple where shown. Tape the outer edges. Fold the wallet closed.
3. Cut out the word cards. Sort them into the correct pockets.




Synonym Mini Book, pages 23, 25

1. Underline the two synonyms on each page.
2. Write the synonyms on the lines.
3. Cut out the pages and put them in order.
4. Staple the book on the left.




Antonym Mini Book, pages 27, 29, 32

1. Underline the two antonyms on each page.
2. Write the antonyms on the lines.
3. Cut out the pages and put them in order.
4. Staple the book on the left.



Accordion-Fold Book, pages 30, 31

1. Finish the book by writing the correct words.
2. Cut along the solid lines to form two strips.
3. Glue one strip onto the other where shown.
4. Fold back and forth along the dashed lines.



Synonym Word List

The following synonyms are presented in this book. They are listed in order of first appearance.

afraid	scared	hit	strike	shine	gleam
middle	center	enjoy	like		glisten
depart	leave	road	street		sparkle
display	show	chair	seat		twinkle
easy	simple	bucket	pail	gathering	crowd
hard	difficult	story	tale	yells	shouts
hurry	rush	jump	leap	huge	gigantic
late	tardy	crawl	creep	shining	glistening
pile	heap	toss	throw	grin	smile
pretty	beautiful	pull	tow	chilly	cold
protect	guard	swoop	dive	scorching	hot
repair	fix	steer	drive	showery	rainy
stay	remain	look	peek	breezy	windy
terrible	awful	talk	speak	sunny	bright
vanish	disappear	stumble	trip	cloudy	overcast
fast	swift	hold	grip	foggy	misty
gift	present	run	dash	humid	muggy
help	aid		race	happy	joyful
hide	conceal		scamper	clever	cunning
select	choose		scurry	pretty	lovely
rock	stone	shake	quake	charming	delightful
shine	glow		shiver	foolish	silly
weep	cry		shudder		
bashful	shy		tremble		
unhappy	sad				
angry	mad				

Antonym Word List

The following antonyms are presented in this book. They are listed in order of first appearance.

always	never	thick	thin	wet	dry
bright	dull	lose	win	old	new
build	destroy	push	pull	awake	asleep
clean	dirty	empty	full	outside	inside
attract	repel	short	long	up	down
deep	shallow	weak	strong	fast	slow
friend	enemy	dark	light	day	night
foolish	wise	loose	tight	work	play
joy	sorrow	well	sick	stop	go
many	few	slow	quick	shout	whisper
open	shut	young	old	cry	laugh
poor	rich	outdoors	indoors	give	receive
raw	cooked	messy	neat	slowly	swiftly
sweet	sour	late	early	sets	rises
wide	narrow	love	hate	above	below
back	front	black	white	rough	smooth
boring	exciting	heavy	light	daytime	nighttime
cruel	kind	high	low	smooth	bumpy
lost	found	speedy	slow	plump	slender
sink	float	large	small	moist	dry
tame	wild	short	tall	furry	hairless
come	go	giggle	cry	rounded	pointed

Synonym Flip Books

Name _____

I can read synonyms.

Staple word cards here.

Name _____

I can write synonyms.

Staple blank cards here.

Antonym Flip Books

Name _____

I can read antonyms.

Staple word cards here.

Name _____

I can write antonyms.

Staple blank cards here.

Synonym Pairs Word Cards

Synonyms are words that have the same meaning.		afraid	scared
middle	center	depart	leave
display	show	easy	simple
hard	difficult	hurry	rush

Synonym Pairs Word Cards

late	tardy	pile	heap
pretty	beautiful	protect	guard
repair	fix	stay	remain
terrible	awful	vanish	disappear

Antonym Pairs Word Cards

Antonyms are words that have the opposite meaning.

always

never

bright

dull

build

destroy

clean

dirty

attract

repel

deep

shallow

friend

enemy

Antonym Pairs Word Cards

foolish	wise	joy	sorrow
many	few	open	shut
poor	rich	raw	cooked
sweet	sour	wide	narrow

**Make
your Own**

Word Pairs Cards

<hr/> <hr/>	<hr/> <hr/>	<hr/> <hr/>	<hr/> <hr/>
<hr/> <hr/>	<hr/> <hr/>	<hr/> <hr/>	<hr/> <hr/>
<hr/> <hr/>	<hr/> <hr/>	<hr/> <hr/>	<hr/> <hr/>
<hr/> <hr/>	<hr/> <hr/>	<hr/> <hr/>	<hr/> <hr/>