

Table of Contents

Introduction 2
 Making and Using the Instant Books 3


Instant Books

Days of the Week Flip Book 5
 Days of the Week Step Book 6
 Months of the Year
 Read-and-Write Book 8
 Month Cards 9
 Time of Day Wallet 11
 Time of Day Wallet Cards 12
 Time on the Hour Flip Books 13
 Hour Analog Cards 14
 Hour Digital Cards 15
 Time on the Half Hour Mini Flip Books 16
 Half Hour Analog Cards 17
 Half Hour Digital Cards 18
 Favorite Time of Day
 Read-and-Write Book 19
 Time for School Strip Book 20
 Name the Coins Strip Book 22
 Pocket of Presidents Shape Book 23
 10¢, 15¢, 20¢ Wallet 24
 10¢, 15¢, 20¢ Wallet Cards 25
 25¢, 50¢, \$1.00 Wallet 26
 25¢, 50¢, \$1.00 Wallet Cards 27
 A Dollar's Worth Step Book 28
 Piggy Bank Step Book 30
 Make Your Own Time Cards 32

Introduction


About the Build-a-Skill Instant Books Series

The *Build-a-Skill Instant Books* series features a variety of reproducible instant books that focus on important reading and math skills covered in the primary classroom. Each instant book is easy to make, and once children become familiar with the basic formats that appear throughout the series, they will be able to make new books with little help. Children will love the unique, manipulative quality of the books and will want to read them over and over again as they gain mastery of basic learning skills!



About the Build-a-Skill Instant Books: Time and Money

This book features fundamental concepts of time and money in fun and easy-to-make instant book formats. Children will develop fine motor skills and practice following directions as they cut, fold, and staple the reproducible pages together to make flip books, strip books, step books, and more!




Refer to the Table of Contents to help with lesson planning. Choose instant book activities that fit with the curriculum goals in your regular or ELL classroom. Use the instant books to practice skills or introduce new ones. Directions for making the instant books appear on pages 3 and 4. These should be copied and sent along with the book patterns when assigning a bookmaking activity as homework.

Time on the Hour Flip Books


The time is

Staple cards here.



The time is

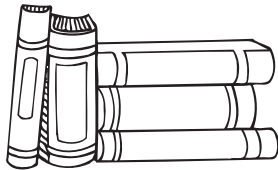
Staple cards here.



Time for School Strip Book


Time for School

by _____



1

It's 9:00.




Time to read.




2

It's 10:30.




Time to run.



3


Time for School Strip Book

It's 12:00.
Time to eat.




4

It's 1:30.
Time to draw.



5

It's _____.
Time to go home.



6

Name the Coins Strip Book

_____ 's Coins

penny



nickel



dime



quarter



half-dollar

